

---

10-6-2005

# Nicholas Reactions with Carboxylic Acids for the Synthesis of Macrocyclic Diolides

Kevin Shea

Smith College, kshea@smith.edu

Kristina D. Closser

Miriam M. Quintal

Follow this and additional works at: [http://scholarworks.smith.edu/chm\\_facpubs](http://scholarworks.smith.edu/chm_facpubs)



Part of the [Chemistry Commons](#)

---

## Recommended Citation

Shea, Kevin; Closser, Kristina D.; and Quintal, Miriam M., "Nicholas Reactions with Carboxylic Acids for the Synthesis of Macrocyclic Diolides" (2005). *Chemistry: Faculty Publications*. 9.

[http://scholarworks.smith.edu/chm\\_facpubs/9](http://scholarworks.smith.edu/chm_facpubs/9)

This Article has been accepted for inclusion in Chemistry: Faculty Publications by an authorized administrator of Smith ScholarWorks. For more information, please contact [elanzi@smith.edu](mailto:elanzi@smith.edu).

# Nicholas Reactions with Carboxylic Acids for the Synthesis of Macrocyclic Diolides

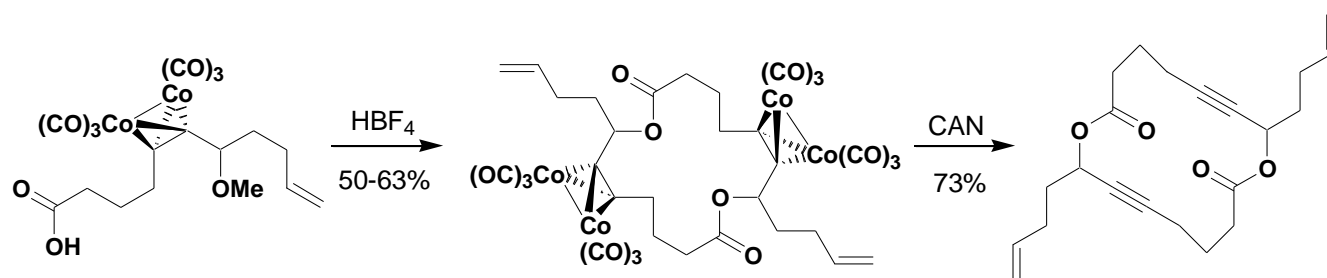
*Kevin M. Shea,\* Kristina D. Closser, and Miriam M. Quintal*

Department of Chemistry, Smith College, Northampton, Massachusetts 01063

kshea@email.smith.edu

**RECEIVED DATE (to be automatically inserted after your manuscript is accepted if required according to the journal that you are submitting your paper to)**

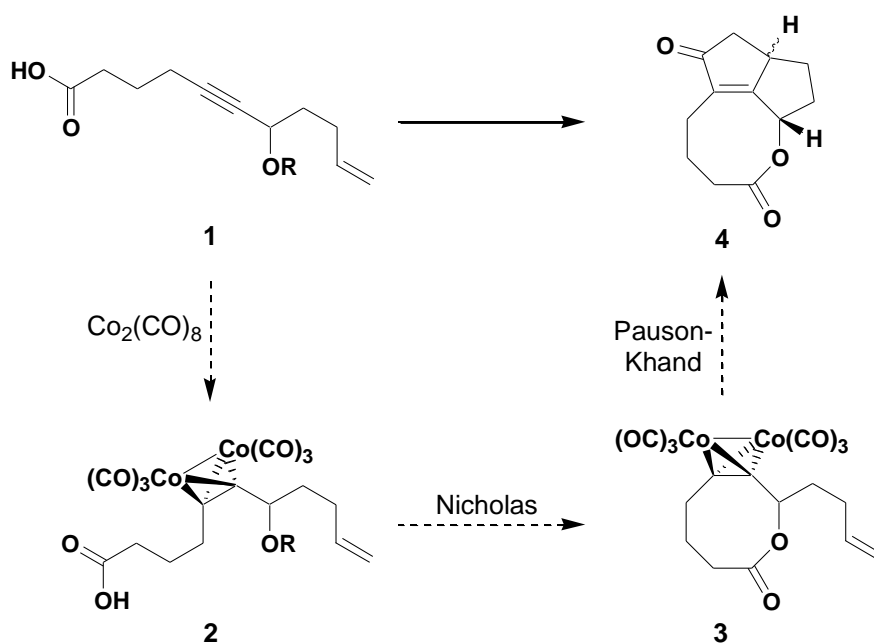
## Abstract



We have developed a new strategy for the preparation of diolides using a cascade of Nicholas reactions. The carboxylic acid nucleophiles in these reactions are virtually unstudied participants in transformations of this type. Using this methodology, a sixteen-membered cobalt-complexed cyclic diyne is available in 28% yield over eight steps (an average of 85% per step). We can also easily access the uncomplexed diolide in one additional step.

In connection with our recently disclosed methodology involving tandem intramolecular Nicholas and Pauson-Khand reactions for the synthesis of tricyclic oxygen-containing heterocycles,<sup>1</sup> we decided to investigate an extension of this strategy for the synthesis of tricyclic lactones. In our previous report, we examined the use of alcohol nucleophiles in the Nicholas reaction. Oxidation of the alcohol functionality would enable us to study a carboxylic acid as a nucleophile in the Nicholas reaction. Thus, as outlined in Scheme 1, our goal was to convert enyne **1** into tricyclic lactone **4** using a three step sequence involving a cobalt complexation reaction, a Nicholas reaction, and a Pauson-Khand reaction.

**Scheme 1.** Project Goal – Tandem Nicholas/Pauson-Khand Reactions to Yield Lactone

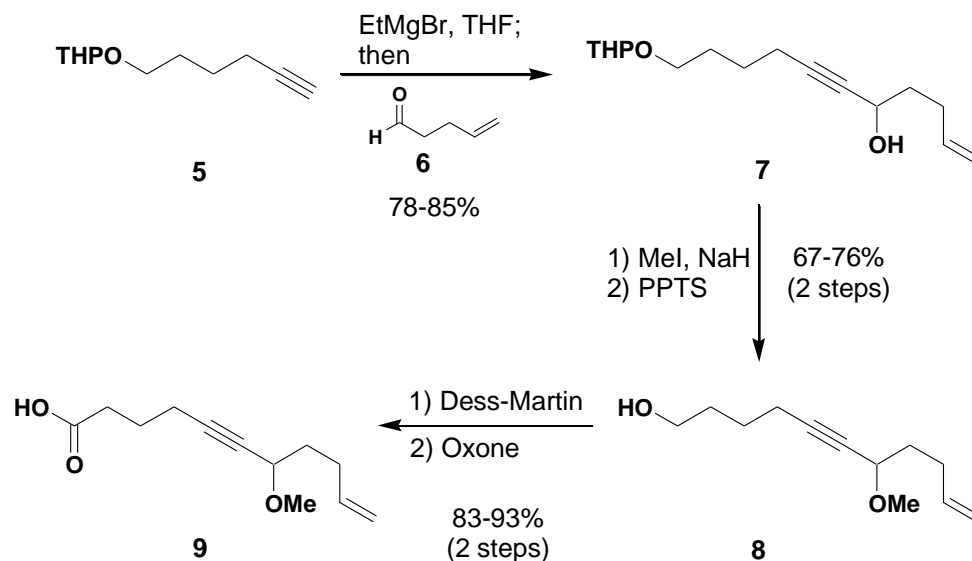


Although a seemingly straightforward modification of our cyclic ether protocol, two aspects of the lactone synthesis proved worthy of investigation. First, carboxylic acid nucleophiles are nearly unprecedented in the Nicholas reaction literature.<sup>2</sup> We could find no examples of an intramolecular reaction incorporating a carboxylic acid and were only able to identify one example of an intermolecular transformation that used acetic acid as the nucleophile.<sup>3</sup> In fact, propargylic esters are often used as leaving groups in Nicholas reactions, leading to the key cobalt-stabilized propargyl cations upon treatment with protic or Lewis acids.<sup>2</sup> Second, the synthesis of medium-sized lactones is an ongoing synthetic challenge. Lactonization protocols for the synthesis of seven- to twelve-membered rings often

yield dimeric diolides along with the medium-ring products.<sup>4,5</sup> In some cases, only the diolides are isolated.<sup>4c,6</sup> Furthermore, although numerous lactonization strategies have previously been investigated, we planned to focus on reactions with an alcohol (or ether) leaving group and a carboxylic acid nucleophile. The only comparable method is the Mitsunobu reaction, which works well to form small and large lactones but is rarely employed for the formation of medium-sized rings.<sup>7</sup>

As shown in Scheme 2, our investigation began with the synthesis of enyne acid **9** from known alkyne **5**.<sup>8</sup> Alkyne deprotonation of **5** followed by addition to 4-pentenal (**6**) furnished the desired alcohol **7**. Methylation of **7** with sodium hydride and methyl iodide followed by THP removal with pyridinium *p*-toluenesulfonate yielded enyne **8**. Conversion of primary alcohol **8** into the corresponding carboxylic acid **9** proved most efficient when using a two-step protocol involving the Dess-Martin periodinane<sup>9</sup> and Oxone.<sup>10</sup> Synthesis of acid **9** in one step from alcohol **8** using either the Jones reagent or pyridinium dichromate was unacceptable due to low isolated yields (<20%).

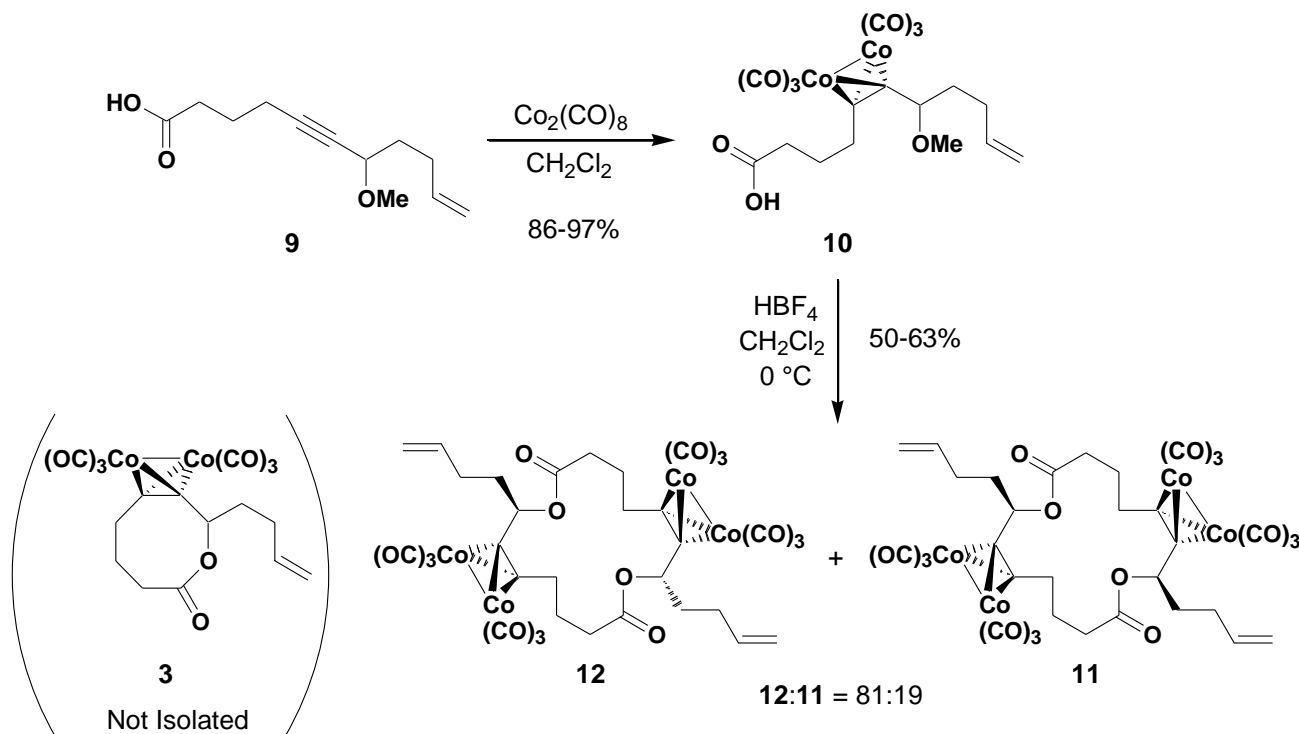
**Scheme 2.** Synthesis of Enyne Acid **9**.



We next turned our attention to cobalt complexation of the alkyne and the key Nicholas reaction. As depicted in Scheme 3, reaction of alkyne **9** with dicobalt octacarbonyl smoothly provided cobalt-alkyne complex **10** in 86-97% yield. This material was subjected to a variety of Lewis and protic acids to determine the optimal conditions for the Nicholas reaction. Titanium tetrachloride<sup>11</sup> promoted

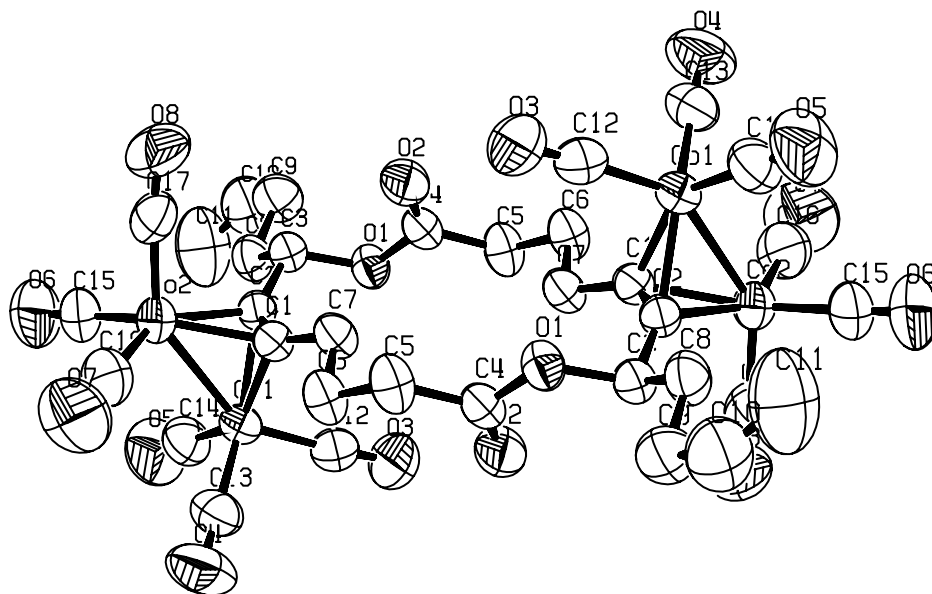
decomposition of the starting material, trimethylsilyl triflate<sup>12</sup> yielded only trace amounts of product, and boron trifluoride-diethyl etherate<sup>1</sup> provided at most 30% yield of product. Both protic acids investigated, triflic acid<sup>13</sup> and tetrafluoroboric acid,<sup>14</sup> furnished product, however, tetrafluoroboric acid was far more efficient. The optimized conditions for the Nicholas reaction involve treatment of cobalt-complexed alkyne **10** with one equivalent of HBF<sub>4</sub> at 0 °C in dichloromethane for one hour to yield 50-63% of the diolides **11** and **12**. Attempts to isolate the eight-membered ring lactone **3** proved fruitless even when we diluted the tetrafluoroboric acid reaction to a concentration of 0.004 M. Furthermore, attempts to prepare the corresponding seven- and nine-membered rings were unsuccessful. Unoptimized investigations toward the syntheses of these systems provided low yields of the fourteen- and eighteen-membered ring diolides, respectively.

**Scheme 3.** Cobalt Complexation and Nicholas Reaction to Yield Diolides **11** and **12**.



We obtained the sixteen-membered ring diolides as an 81:19 mixture of **12**:**11** with the *anti* stereoisomer **12** as the major product. Fortunately, the mixture of diolides exists as a red solid, and an X-ray quality single crystal was obtained after a variety of recrystallization attempts.<sup>15</sup> Figure 1 shows the results of the X-ray analysis and unambiguously establishes the structure of *anti* isomer **12**. The

structural features of compound **12** are consistent with the results obtained by Gleiter in his study of ten- to fourteen-membered rings containing two cobalt-alkyne complexes.<sup>16,17</sup> Our structure nicely demonstrates the orthogonal nature of the Co-Co bond in relation to the two carbons of the complexed triple bond, the elongated C-C bond length of the former triple bond (C1-C2 = 1.33 Å), and the bent geometry of the complexed alkyne (C1-C2-C3 bond angle = 141°).

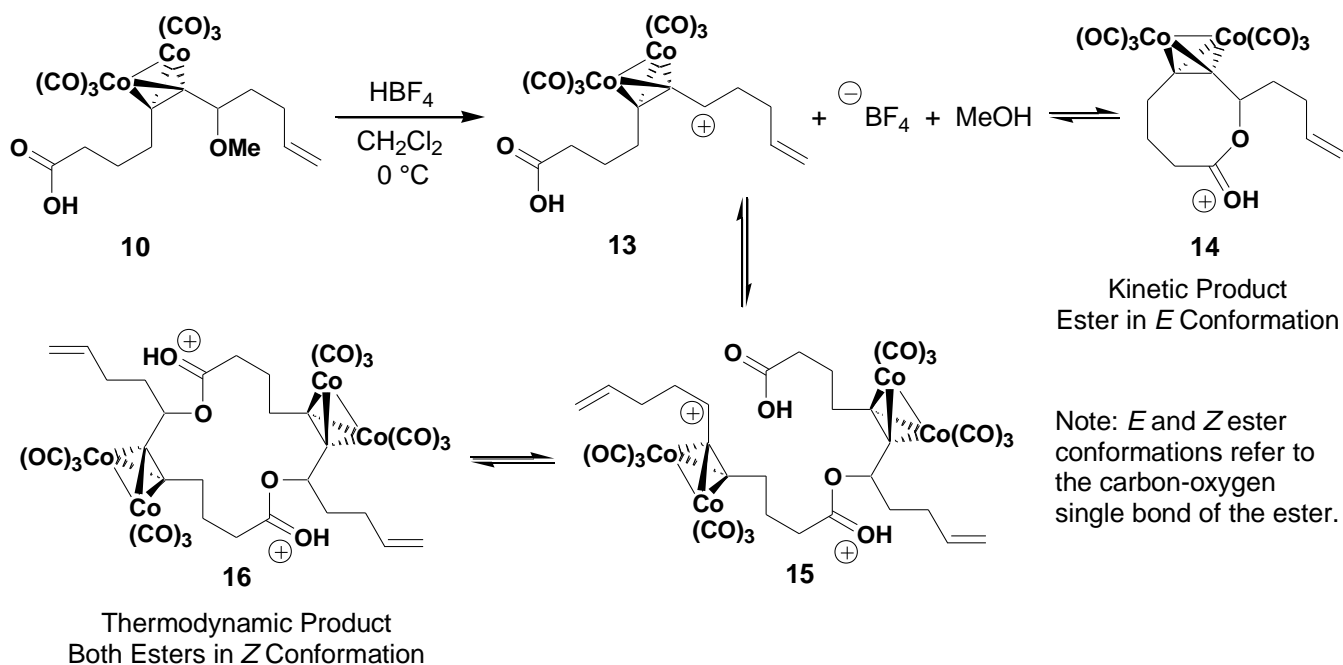


**Figure 1.** ORTEP view of **12**, hydrogens omitted for clarity.

The outcome of the Nicholas reaction is rationalized based on product stability. Diolides are thermodynamically more stable than medium-sized lactones because of the preference for esters to adopt the *Z* rotamer over the *E* rotamer (with respect to the carbon-oxygen single bond of the ester).<sup>18</sup> Thus, since our Nicholas reaction is under thermodynamic control,<sup>19</sup> we should obtain the diolide as the only product. Our hypothesis regarding the course of the reaction is illustrated in Scheme 4. Protonated lactone **14**, possessing an ester locked in the *E* conformation, is formed as the kinetic product after production of stabilized carbocation **13**. Since Nicholas reactions are run under acidic conditions, the protonated lactone can open to reform the carbocation intermediate. In a presumably slower but thermodynamically more favorable reaction, cation **13** can dimerize to form acyclic ester **15** with the ester in the preferred *Z* conformation. This carbocation can now undergo an intramolecular Nicholas reaction to yield sixteen-membered ring diolide **16** enabling both esters to adopt the favored *Z* geometry.

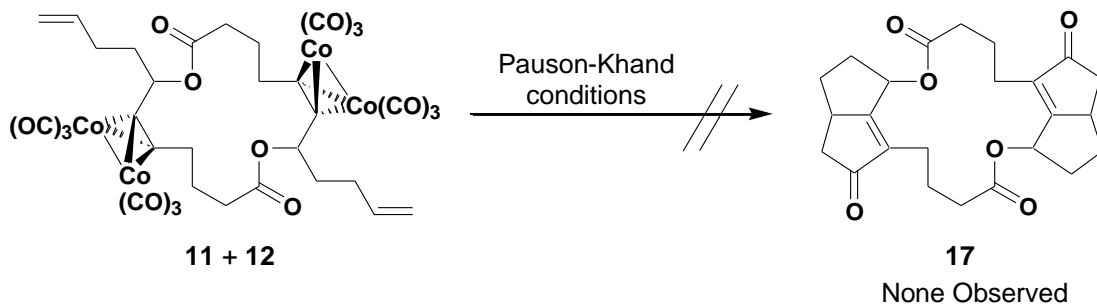
The eventual products, neutral diolides **11** and **12**, are formed when the reaction is quenched by addition of sodium bicarbonate.

**Scheme 4.** Course of the Nicholas Reaction for the Formation of Diolide.



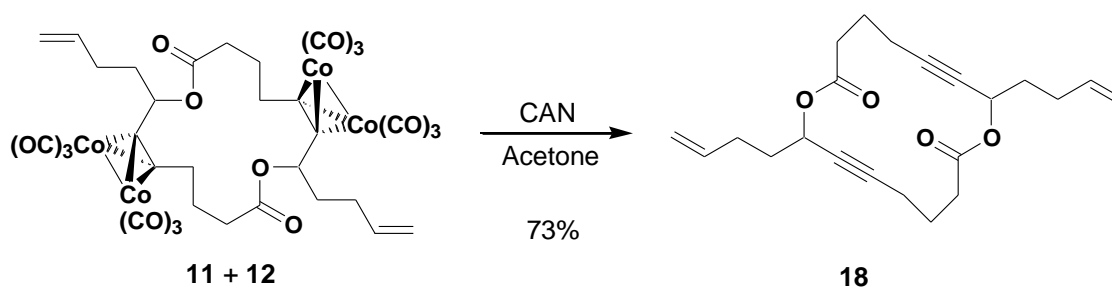
Even though we were unable to isolate the eight-membered ring lactone, we were interested to explore the reactivity of the cobalt-containing diolides that we could obtain. We first subjected the mixture of diolides **11** and **12** to conditions that are known to promote the Pauson-Khand reaction. Unfortunately, exposure of **11** and **12** to  $\text{NMO}$ ,<sup>20</sup> cyclohexylamine,<sup>21</sup> or heating in air<sup>22</sup> yielded none of desired pentacyclic product **17** (see Scheme 5). These reaction conditions appeared to promote decomposition of the starting material into a complex mixture of unidentifiable byproducts.

**Scheme 5.** Attempted Pauson-Khand Reactions of Diolides **11** and **12**.



We were able to remove the cobalt successfully from **11** and **12** using the standard conditions of ceric ammonium nitrate (CAN) in acetone;<sup>23</sup> this yielded 73% of cyclic diyne **18** as an 81:19 mixture of the *anti:syn* diastereomers (see Scheme 6).<sup>24</sup> Interestingly, sixteen-membered ring diyne diesters are rare in the literature.<sup>25</sup> Cyclic diynes like **18** have proven useful in the synthesis of prismanes.<sup>24d</sup> Additionally, **18** possesses the cyclic carbon framework present in several natural products, e.g., halichoblelide,<sup>26</sup> pyrenophorin,<sup>6</sup> and elaiophylin.<sup>27</sup>

**Scheme 6.** Cobalt Decomplexation with CAN.



In conclusion, we have developed an efficient procedure for the synthesis of a sixteen-membered ring diolide containing two alkynes using the Nicholas reaction as the key step. Our synthesis sheds light on the utility of carboxylic acids as nucleophiles in the Nicholas reaction and suggests the reversibility of these transformations for the synthesis of a medium-sized ring. We have also obtained an X-ray crystal structure of the sixteen-membered ring diolide incorporating two cobalt-complexed alkynes.

## Experimental Section

**7-Methoxy-undec-10-en-5-ynoic acid (9).** A flame dried, two-necked, round-bottomed flask equipped with a septum and gas inlet adapter was placed under a nitrogen atmosphere and charged with the Dess-Martin periodinane (1.20 g, 2.84 mmol, 1.2 eq) and 7 mL of CH<sub>2</sub>Cl<sub>2</sub> to yield a cloudy, white suspension. Compound **8**<sup>1</sup> (464 mg, 2.36 mmol) was dissolved in 2 mL of CH<sub>2</sub>Cl<sub>2</sub> and transferred to the reaction flask via cannula. The resulting clear, colorless solution was stirred at room temp for 2 h. The reaction mixture was diluted with 15 mL of ether to yield white precipitate. This suspension was added to a solution of 4.5 g of Na<sub>2</sub>S<sub>2</sub>O<sub>3</sub> in 23 mL of saturated NaHCO<sub>3</sub> and stirred for 5 min. The aqueous layer was removed and the organic phase was washed with saturated NaHCO<sub>3</sub> and water, dried over



MgSO<sub>4</sub>, filtered and concentrated to yield 445 mg (97%) of the aldehyde as a clear, colorless oil. This material (445 mg, 2.29 mmol) was transferred to a round-bottomed flask equipped with a septum and gas inlet needle and placed under a nitrogen atmosphere. DMF (23 mL) and Oxone (1.41 g, 2.29 mmol) were added to the reaction flask to yield a clear, colorless solution that was allowed to stir overnight at room temperature. The resulting cloudy white suspension was added to a mixture of 45 mL of 1 M HCl and 40 mL of EtOAc. The aqueous layer was separated and extracted with EtOAc. The combined organic layers were washed with 1 M HCl and brine, dried over MgSO<sub>4</sub>, filtered, and concentrated to yield 455 mg (94%, 91% over two steps) of **9** as a clear, colorless oil; IR (neat) 3500-2500, 2232, 1718, 1641 cm<sup>-1</sup>; <sup>1</sup>H NMR (400 MHz, CDCl<sub>3</sub>) δ 11.0 (br s, 1H) 5.85-5.75 (m, 1H), 5.03 (dq, *J* = 17.0, 1.7 Hz, 1H), 4.97 (br d, *J* = 9.9 Hz, 1H), 3.92 (tt, *J* = 6.6, 1.8 Hz, 1H), 3.37 (s, 3H), 2.50 (t, *J* = 7.3 Hz, 2H), 2.32 (td, *J* = 7.0, 1.8 Hz, 2H), 2.19 (q, *J* = 7.3 Hz, 2H), 1.88-1.68 (m, 4H); <sup>13</sup>C NMR (100 MHz, CDCl<sub>3</sub>): δ 179.5, 137.9, 115.1, 85.1, 79.8, 70.8, 56.3, 35.0, 32.9, 29.6, 23.6, 18.2; HRMS-EI: *m/z* [M<sup>+</sup>] calcd for C<sub>12</sub>H<sub>18</sub>O<sub>3</sub>, 210.1256; found 210.1303.

**7-Methoxy-undec-10-en-5-ynoic acid hexacarbonyl dicobalt complex (10).** A flame dried, round-bottomed flask equipped with a septum and gas inlet needle was charged with alkyne **9** (253 mg, 1.20 mmol) and placed under a nitrogen atmosphere. CH<sub>2</sub>Cl<sub>2</sub> (2.5 mL) was added followed by Co<sub>2</sub>(CO)<sub>8</sub> (494 mg, 1.44 mmol, 1.2 eq) to yield a dark red/black solution that was stirred at room temp for 30 min. A second portion of Co<sub>2</sub>(CO)<sub>8</sub> (165 mg, 0.481 mmol, 0.4 eq) was added and the reaction was allowed to stir at room temp for an additional 30 min. The reaction mixture was added directly to a 60 g silica gel column eluting with 10-35% ether in pet. ether to afford 577 mg (97%) of **10** as a thick red oil; IR (neat) 3081, 2977, 2932, 2826, 2089, 2046, 2015, 1710 cm<sup>-1</sup>; <sup>1</sup>H NMR (400 MHz, CDCl<sub>3</sub>) δ 5.85-5.81 (m, 1H), 5.09-5.00 (m, 2H), 4.28-4.26 (m, 1H), 3.82 (br s, 2H), 3.51 (s, 3H), 2.91 (br s, 2H), 2.33-2.25 (m, 2H), 2.03-1.73 (m, 2H), 1.25-1.20 (m, 2H) (Note: the carboxylic acid peak is not visible); <sup>13</sup>C NMR (100 MHz, CDCl<sub>3</sub>) δ 200.0, 137.8, 115.5, 98.6, 98.3, 81.1, 58.8, 37.1, 34.7 (very broad), 30.4 (Note: 4 peaks coincidentally overlap).

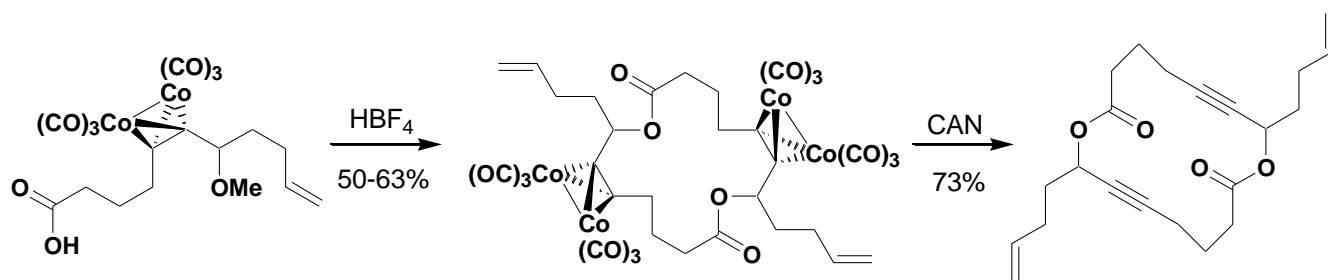
**8,16-Di-but-3-enyl-1,9dioxacyclohexadeca-6,14-diyne-2,10-dione hexacarbonyl dicobalt complex (11 and 12).** A flame dried round-bottomed flask equipped with a septum and gas inlet adapter was charged with acid **10** (577 mg, 1.16 mmol) and placed under a nitrogen atmosphere. CH<sub>2</sub>Cl<sub>2</sub> was added and the resulting dark red/black solution was cooled at 0 °C. HBF<sub>4</sub> (54% in ether, 0.160 mL, 1.16 mmol) was added and the reaction mixture was stirred at 0 °C for 1 h. The reaction was quenched while still cold by addition of 15 mL of saturated NaHCO<sub>3</sub>. The aqueous layer was removed and the organic phase was dried over MgSO<sub>4</sub> and added to a sintered glass funnel packed with silica gel. Rinsing with 400 mL of CH<sub>2</sub>Cl<sub>2</sub> furnished 269 mg (50%) of diolides **11** and **12** as a bright red/orange solid; mp 124 - 125 °C (dec.); IR (KBr) 2972, 2934, 2090, 2055, 2019, 1734 cm<sup>-1</sup>; <sup>1</sup>H NMR (400 MHz, CDCl<sub>3</sub>) δ 6.10 (dd, *J* = 10.1, 3.1 Hz, 2H – minor isomer), 5.96 (t, *J* = 6.5 Hz, 2H – major isomer), 5.88-5.78 (m, 2H), 5.07-5.01 (m, 4H), 2.96-2.89 (m, 2H – minor isomer), 2.70-2.63 (m, 4H), 2.49-1.91 (m, 14H), 1.84-1.79 (m, 2H); <sup>13</sup>C NMR (100 MHz, CDCl<sub>3</sub>) δ 199.6, 172.5, 172.2, 137.1, 137.0, 115.8, 100.1, 98.9, 96.0, 95.2, 73.2, 72.0, 53.4, 35.9, 34.9, 34.1, 33.6, 33.3, 33.1, 32.8, 30.3, 30.2, 30.1, 29.7, 25.9, 25.3, 22.4, 14.2; HRMS-FAB: *m/z* [M+H]<sup>+</sup> calcd for C<sub>34</sub>H<sub>29</sub>Co<sub>4</sub>O<sub>16</sub>, 928.8784; found 928.8719.

**8,16-Di-but-3-enyl-1,9dioxacyclohexadeca-6,14-diyne-2,10-dione (18).** A round-bottomed flask was charged with diolides **11** and **12** (53 mg, 0.0534 mmol) and 12 mL of acetone to yield a red suspension. The reaction flask was cooled at 0 °C and eight portions of CAN (59 mg, 0.107 mmol for each portion) were added over 5 min. The cooling bath was removed and the reaction was allowed to stir at room temp for 4 h. The resulting yellow/orange suspension was concentrated to yield a yellow solid that was transferred to a flask containing CH<sub>2</sub>Cl<sub>2</sub> and water. The organic layer was separated, dried over MgSO<sub>4</sub>, and concentrated to yield 21 mg of a yellow oil that was deposited on 40 mg of silica gel and added to a 2 g silica gel column eluting with 5% ether in pet. ether to afford 14 mg (73%) of **18** as a white film; IR (neat) 3077, 2932, 2851, 2241, 1740, 1641 cm<sup>-1</sup>; <sup>1</sup>H NMR (400 MHz, CDCl<sub>3</sub>) δ (major isomer only) 5.85-5.74 (m, 2H), 5.35 (t, *J* = 6.8 Hz, 2H), 5.06 (dd, *J* = 17.0, 1.5 Hz, 2H), 4.98 (d, *J* = 10.3 Hz, 2H), 2.59-2.42 (m, 6H), 2.29-2.14 (m, 6H), 1.96-1.70 (m, 8H); <sup>13</sup>C NMR (100 MHz, CDCl<sub>3</sub>) δ (major isomer only) 172.4, 137.3, 115.5, 84.7, 79.8, 63.9, 33.9, 32.0, 29.4, 22.0, 17.6.

**Acknowledgment.** We thank Research Corporation and Smith College for generous financial support. M.M.Q. would like to thank Pfizer for a summer undergraduate research fellowship. We thank Dr. Charles Amass, Dr. A. Chandrasekaran, and Dr. Stephen J. Eyles for assistance with NMR, X-ray, and MS experiments, respectively.

**Supporting Information Available:** General experimental details,  $^1\text{H}$  NMR spectra for compounds **9-12** and **18**, and X-ray crystallographic data for **12**. This material is available free of charge via the Internet at <http://pubs.acs.org>.

### Table of Contents Graphic:



<sup>1</sup> Quintal, M. M.; Closser, K. D.; Shea, K. M. *Org. Lett.* **2004**, *6*, 4949-4952.

<sup>2</sup> For reviews, see a) Teobald, B. J. *Tetrahedron* **2002**, *58*, 4133-4170. b) Green, J. R. *Curr. Org. Chem.* **2001**, *5*, 809-826. c) Caffyn, A. J. M.; Nicholas, K. M. In *Comprehensive Organometallic Chemistry II*; Abel, E. W., Stone, F. G. A., Wilkinson, G., Eds.; Pergamon: Kidlington, 1995; Vol. 12, 685-702.

<sup>3</sup> Betancort, J. M.; Rodriguez, C. M.; Martin, V. S. *Tetrahedron Lett.* **1998**, *39*, 9773-9776.

<sup>4</sup> (a) Christoffers, J.; Oertling, H.; Fischer, P.; Frey, W. *Tetrahedron* **2003**, *59*, 3769-3778. (b) Shiina, I.; Mukaiyama, T. *Chem. Lett.* **1994**, 677-680. (c) Mukaiyama, T.; Izumi, J.; Miyashita, M.; Shiina, I. *Chem. Lett.* **1993**, 907-910. (d) White, J. D.; Green, N. J.; Fleming, F. F. *Tetrahedron Lett.* **1993**, *34*, 3515-3518.

<sup>5</sup> For procedures that minimize or eliminate diolide formation, see: (a) Kinoshita, H.; Shinokubo, H.; Oshima, K. *Angew. Chem. Int. Ed.* **2005**, *44*, 2397-2400. (b) Molander, G. A.; Dehmel, F. *J. Am. Chem. Soc.* **2004**, *126*, 10313-10318. (c) Ashfeld, B. L.; Miller, K. A.; Martin, S. F. *Org. Lett.* **2004**, *6*, 1321-1324. (d) Ishihara, K.; Kubota, M.; Kurihara, H.; Yamamoto, H. *J. Org. Chem.* **1996**, *61*, 4560-4567.

- 
- <sup>6</sup> Lee, C. W.; Grubbs, R. H. *J. Org. Chem.* **2001**, *66*, 7155-7158.
- <sup>7</sup> For a review, see Hughes, D. L. *Org. Prep. Proced. Int.* **1996**, *28*, 127-164.
- <sup>8</sup> Synthesized in one step from the commercially available alcohol according to Marino, J. P.; Nguyen, H. N. *J. Org. Chem.* **2002**, *67*, 6291-6296.
- <sup>9</sup> Dess, D. B.; Martin, J. C. *J. Am. Chem. Soc.* **1991**, *113*, 7277-7287.
- <sup>10</sup> Travis, B. R.; Sivakumar, M.; Hollist, G. O.; Borhan, B. *Org. Lett.* **2003**, *5*, 1031-1034.
- <sup>11</sup> Magnus, P.; Eisenbeis, S. A.; Fairhurst, R. A.; Iliadis, T.; Magnus, N. A.; Parry, D. *J. Am. Chem. Soc.* **1997**, *119*, 5591-5605.
- <sup>12</sup> Jamison, T. F.; Shambayati, S.; Crowe, W. E.; Schreiber, S. L. *J. Am. Chem. Soc.* **1994**, *116*, 5505-5506.
- <sup>13</sup> Takase, M.; Morikawa, T.; Abe, H.; Inouye, M. *Org. Lett.* **2003**, *5*, 625-628.
- <sup>14</sup> (a) Mohamed, A. B.; Green, J. R.; Masuda, J. *Synlett* **2005**, 1543-1546. (b) Roth, K.-D.; Müller, U. *Tetrahedron Lett.* **1993**, *34*, 2919-2922.
- <sup>15</sup> The optimal recrystallization technique involved liquid-liquid diffusion of dichloromethane and diethyl ether in a 5 mm NMR tube over three days at room temperature.
- <sup>16</sup> Rausch, B. J.; Gleiter, R.; Rominger, F. *J. Chem. Soc., Dalton Trans.* **2002**, 2219-2226.
- <sup>17</sup> For other examples of cyclic molecules containing two cobalt-complexed alkynes that have been studied by X-ray crystallography, see: (a) Werz, D. B.; Schulte, J. H.; Rausch, B. J.; Gleiter, R.; Rominger, F. *Eur. J. Inorg. Chem.* **2004**, 2585-2593. (b) Golovko, V. B.; Hope-Weeks, L. J.; Mays, M. J.; McPartlin, M.; Sloan, A. M.; Woods, A. D. *New. J. Chem.* **2004**, *28*, 527-534. (d) Schaefer, C.; Gleiter, R.; Rominger, F. *Eur. J. Org. Chem.* **2003**, 3051-3059. (e) Bennett, S. C.; Jeffery, J. C.; Went, M. J. *J. Chem. Soc., Dalton Trans.* **1994**, 3171-3176. (f) Gelling, A.; Mohmand, F.; Jeffery, J. C.; Went, M. J. *J. Chem. Soc., Dalton Trans.* **1993**, 1857-1862. (g) Cragg, R. H.; Jeffery, J. C.; Went, M. J. *J. Chem. Soc., Chem. Commun.* **1990**, 993-994.
- <sup>18</sup> (a) Wiberg, K. B.; Laidig, K. E. *J. Am. Chem. Soc.* **1985**, *109*, 5935-5943. (b) Deslongchamps, P. *Stereoelectronic Effects in Organic Chemistry*; Pergamon: New York, 1983; pp 54-67.

- 
- <sup>19</sup> For examples of Nicholas reactions to form cyclic ethers under thermodynamic control, see: (a) Liu, T.-Z.; Li, J.-M.; Isobe, M. *Tetrahedron* **2000**, *56*, 10209-10219. (b) Yenjai, C.; Isobe, M. *Tetrahedron* **1998**, *54*, 2509-2520.
- <sup>20</sup> Shambayati, S.; Crowe, W. E.; Schreiber, S. L. *Tetrahedron Lett.* **1990**, *31*, 5289-5292.
- <sup>21</sup> Sugihara, T.; Yamada, M.; Ban, H.; Yamaguchi, M.; Kaneko, C. *Angew. Chem., Int. Ed. Engl.* **1997**, *36*, 2801-2804.
- <sup>22</sup> Jamison, T. F.; Shambayati, S.; Crowe, W. E.; Schreiber, S. L. *J. Am. Chem. Soc.* **1997**, *119*, 4353-4363.
- <sup>23</sup> Cirsóstomo, F. R. P.; Martin, T.; Martin, V. S. *Org. Lett.* **2004**, *6*, 565-568.
- <sup>24</sup> For reports of other 16-membered ring cyclic diynes, see: (a) Hellbach, B.; Gleiter, R.; Rominger, F. *Synthesis* **2003**, 2535-2541. (b) Boss, C.; Keese, R. *Tetrahedron* **1997**, *53*, 3111-3122. (c) Gleiter, R.; Merger, M. *Synthesis* **1995**, 969-972. (d) Gleiter, R.; Ohlbach, F. *J. Chem. Soc., Chem. Commun.* **1994**, 2049-2050.
- <sup>25</sup> Padwa, A.; Chiacchio, U.; Fairfax, D. J.; Kassir, J. M.; Litrico, A.; Semones, M. A.; Xu, S. L. *J. Org. Chem.* **1993**, *58*, 6429-6437.
- <sup>26</sup> Yamada, T.; Minoura, K.; Numata, A. *Tetrahedron Lett.* **2002**, *43*, 1721-1724.
- <sup>27</sup> Hammann, P.; Kretzschmar, G. *Tetrahedron* **1990**, *46*, 5609-5616.