

---

4-10-2009

# The Scope and Limitations of Intramolecular Nicholas and Pauson-Khand Reactions for the Synthesis of Tricyclic Oxygen- and Nitrogen-Containing Heterocycles

Kristina D. Closser

Miriam M. Quintal

Kevin Shea

Smith College, kshea@smith.edu

Follow this and additional works at: [http://scholarworks.smith.edu/chm\\_facpubs](http://scholarworks.smith.edu/chm_facpubs)

 Part of the [Chemistry Commons](#)

---

## Recommended Citation

Closser, Kristina D.; Quintal, Miriam M.; and Shea, Kevin, "The Scope and Limitations of Intramolecular Nicholas and Pauson-Khand Reactions for the Synthesis of Tricyclic Oxygen- and Nitrogen-Containing Heterocycles" (2009). *Chemistry: Faculty Publications*. 8. [http://scholarworks.smith.edu/chm\\_facpubs/8](http://scholarworks.smith.edu/chm_facpubs/8)

This Article has been accepted for inclusion in Chemistry: Faculty Publications by an authorized administrator of Smith ScholarWorks. For more information, please contact [elanzi@smith.edu](mailto:elanzi@smith.edu).

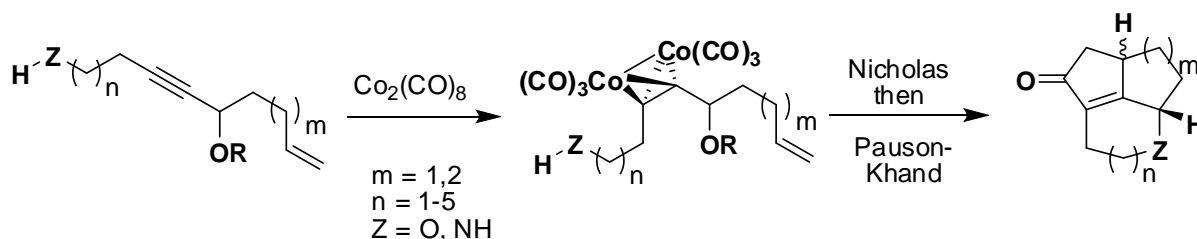
# The Scope and Limitations of Intramolecular Nicholas and Pauson-Khand Reactions for the Synthesis of Tricyclic Oxygen- and Nitrogen-Containing Heterocycles

*Kristina D. Closser, Miriam M. Quintal, and Kevin M. Shea\**

Department of Chemistry, Smith College, Northampton, MA 01063

kshea@email.smith.edu

**RECEIVED DATE (to be automatically inserted after your manuscript is accepted if required according to the journal that you are submitting your paper to)**



We studied the scope and limitations of a tandem intramolecular Nicholas/Pauson-Khand strategy for the synthesis of tricyclic oxygen- and nitrogen-containing heterocycles. This methodology enables conversion of simple acyclic starting materials into a series of previously unknown heterocyclic architectures. For the preparation of cyclic ethers ( $Z = \text{O}$ ), tricyclic [5,6,5]- through [5,9,5]-systems ( $m$

= 1, n = 1-4) are available with the [5,7,5]- and [5,8,5]-systems amenable to quick and efficient synthesis. Tricyclic [5,7,5]- and [5,8,5]-amine-containing (Z = NH) heterocycles can be successfully prepared. Attempts to make larger-ring systems (Z = O, m = 2; Z = O, n = 5; or Z = NH, n = 4-5) or prepare lactones via Nicholas reactions with carboxylic acid nucleophiles (available via oxidation of alcohol nucleophiles, Z = O) result in decomposition or dimerization. The latter process enables formation of 14-, 16-, and 18-membered ring diolides when using carboxylic acid nucleophiles. We also investigated the use of chiral amine promoters in the Pauson-Khand step but found no asymmetric induction.

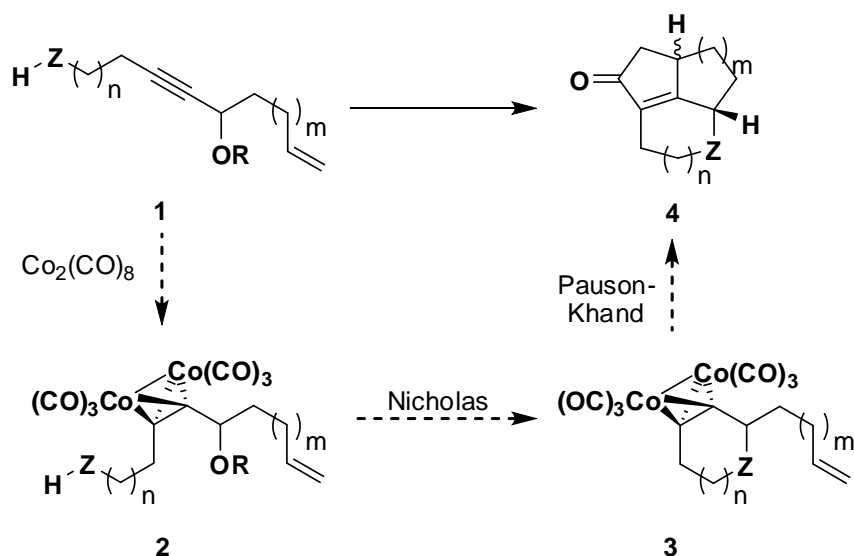
## Introduction

Methods that enable the quick and efficient conversion of simple acyclic molecules into complex polycyclic structures are highly prized in organic chemistry.<sup>1</sup> One such strategy is the combination of an intramolecular Nicholas reaction followed by an intramolecular Pauson-Khand reaction.<sup>2</sup> Surprisingly, this reaction sequence was not well known at the outset of our investigations. The lone application of this strategy is in Schreiber and Jamison's synthesis of epoxydictymene in which an intramolecular endocyclic Nicholas reaction with an allylsilane nucleophile is followed by an intramolecular Pauson-Khand reaction to provide the carbon skeleton of the target natural product.<sup>3</sup> Beyond this example, nothing was known about the scope of this reaction sequence with respect to the nature of the nucleophile in the Nicholas reaction, the size of the ring generated in the Nicholas reaction, and the size of the rings generated in the Pauson-Khand reaction. Thus, we set out to systematically address all of these issues.<sup>4</sup>

The overall goal of our investigation is depicted in Scheme 1. We planned to quickly generate simple, acyclic enynes **1** that, upon reaction with dicobalt octacarbonyl, would yield cobalt-alkyne complexes **2**. Subsequent intramolecular Nicholas reactions would provide heterocycles **3** and, ultimately, target tricycles **4** after the Pauson-Khand reaction. Our specific goals were the following: 1) investigate alcohols (Z = O), amines (Z = NH), and carboxylic acids (available via oxidation of alcohol

nucleophiles,  $Z = O$ ) as nucleophiles in intramolecular Nicholas reactions; 2) determine what sized rings ( $n = 1-5$ ) could be prepared in endocyclic intramolecular Nicholas reactions; 3) study the synthesis of differently sized rings ( $m = 1,2$ ) in the Pauson-Khand reaction. During the course of our investigations, we successfully achieved all of these goals.

**Scheme 1.** Overall Goal: Tandem Nicholas/Pauson-Khand Reactions for the Synthesis of Tricyclic Heterocycles



The Nicholas reaction is a highly useful inter- or intramolecular propargylic substitution reaction. Intermolecular reactions with a variety of nucleophiles are well studied, and the most common intramolecular variations involve exocyclic cyclizations with carbon nucleophiles. Intramolecular Nicholas reactions are classified as exocyclic when the cobalt-complexed alkyne ends up outside of the newly generated ring, while endocyclic cyclizations include the cobalt-alkyne complex in the newly formed ring. Of the three types of Nicholas reactions (intermolecular, exocyclic intramolecular, and endocyclic intramolecular), the endocyclic intramolecular variety is the least studied. Furthermore, use of heteroatom nucleophiles in these transformations is even less common.<sup>5</sup> When thinking about intramolecular Nicholas reactions, it is important to note that the alkyne geometry is significantly altered upon complexation with cobalt. The standard  $180^\circ$  bond angle is reduced to  $138^\circ$  in these

organometallic clusters.<sup>6</sup> In fact, several groups have taken advantage of this change in geometry to promote intramolecular cycloaddition reactions that were initially unfavorable due to the linear alkyne geometry.<sup>7</sup> Thanks to Isobe's pioneering investigations into the total synthesis of ciguatoxin, there are several examples of the use of alcohol nucleophiles in endocyclic intramolecular Nicholas reactions.<sup>8,9</sup> On the other hand, endocyclic cyclizations with amine nucleophiles are unknown,<sup>5,10</sup> and only one report of an intermolecular Nicholas reaction with a carboxylic acid<sup>11</sup> existed at the outset of our research.<sup>12</sup>

Intramolecular Pauson-Khand reactions for the synthesis of bicyclic carbocycles are well known. We anticipated little difficulty preparing bicyclic [5,5]-, [5,6]-, and [5,7]-systems based on the wealth of literature precedent for their construction.<sup>2,13</sup>

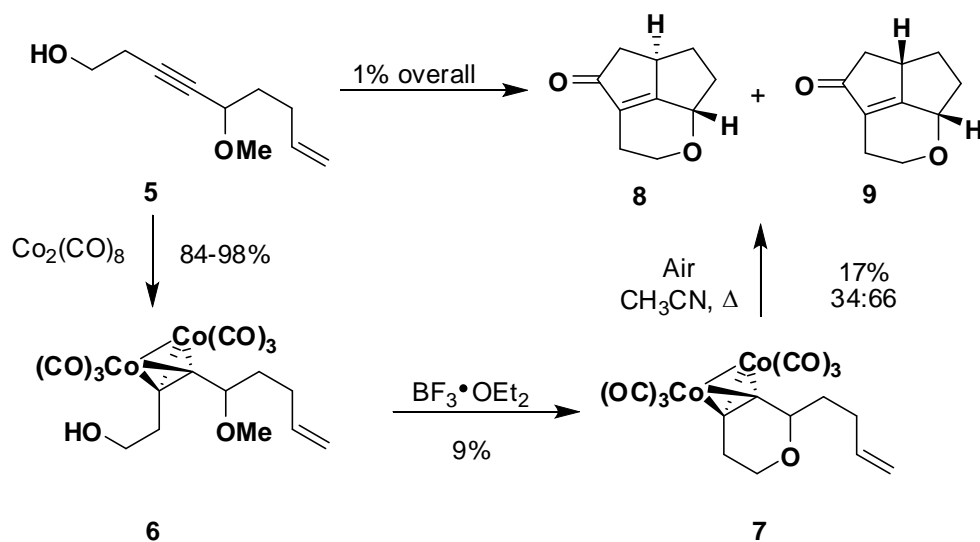
## Results and Discussion

Our initial synthetic efforts focused on the preparation of [5,6,5]- through [5,10,5]-tricyclic ethers. Thus, keeping  $m = 1$  and  $Z = O$  (Scheme 1), we planned to vary  $n$  from 1 to 5. This would enable investigation of endocyclic intramolecular Nicholas reactions for the synthesis of 6- through 10-membered ethers followed by Pauson-Khand reactions to form the final two five-membered rings in our tricyclic targets. The enynes **1** needed for the preparation of the 6- through 8-membered ring cyclic ethers are available in four synthetic steps starting with 4-pentenal and the appropriately sized terminal alkyne alcohol with the key transformation being an acetylide addition to 4-pentenal.<sup>4a</sup>

Preparation of the tricyclic [5,6,5]-system identified the limitations of our method for the synthesis of small rings via the Nicholas reaction. Beginning with 3-butyne-1-ol and 4-pentenal, enyne **5** is available in four steps and 43% overall yield. Cobalt complexation proceeds smoothly to afford cobalt-alkyne complex **6**. Not surprisingly, the subsequent Nicholas and Pauson-Khand reactions are highly inefficient. The strain inherent in rings of six or fewer members containing a cobalt-complexed alkyne, like **7**, (ideal C-C bond angles =  $138^\circ$ ) makes them exceedingly difficult to prepare,<sup>14</sup> and we observed mainly decomposition of the cobalt-complexed starting material during the course of this reaction. The tetrasubstituted alkene generated in the Pauson-Khand reaction (**7**  $\rightarrow$  **8** + **9**) is also strained, thus

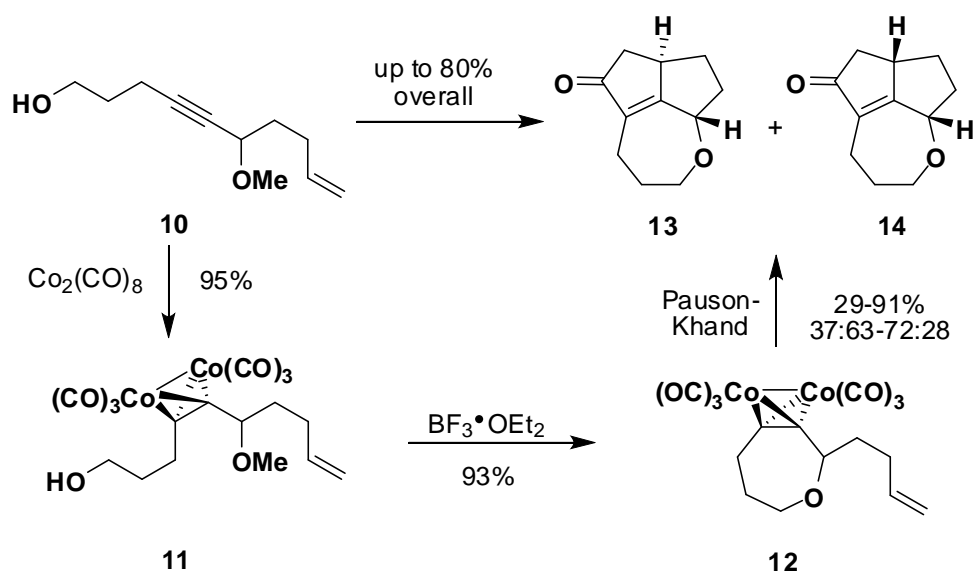
explaining the disappointing yield for this transformation. This series of reactions clearly demonstrates that [5,6,5]-tricyclic systems are not amenable to efficient production via an intramolecular Nicholas/Pauson-Khand strategy.

**Scheme 2.** Synthesis of [5,6,5]-Tricyclic Ethers



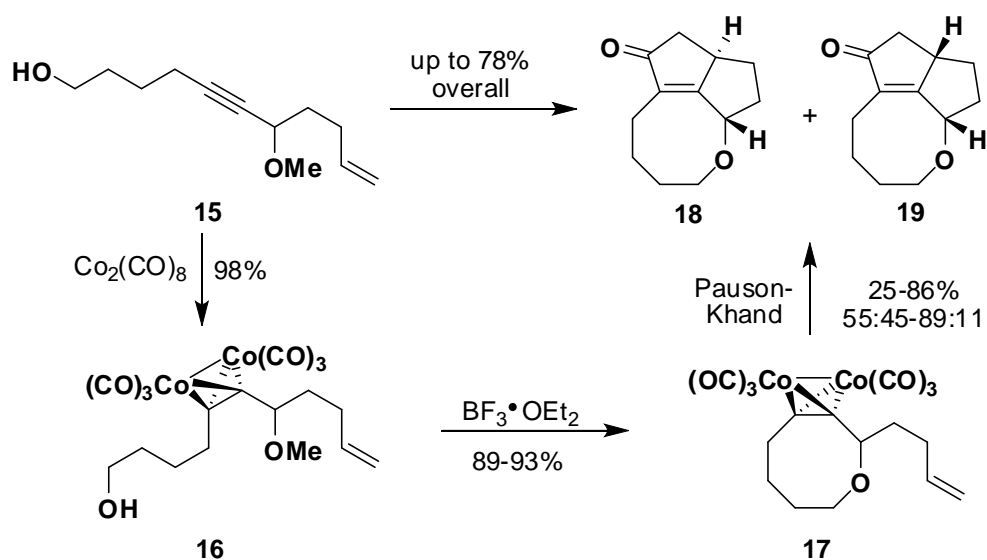
Based on literature precedent from Isobe's lab,<sup>8,15</sup> we were optimistic that larger rings could more easily accommodate the geometrical demands of cobalt-alkyne complexes. Synthesis of the [5,7,5]-tricyclic ethers **13** and **14** provided strong support for this hypothesis. Enyne **10** can be synthesized in four steps (28% overall) from 4-pentyn-1-ol and 4-pentenal.<sup>4a</sup> Cobalt complexation to yield **11** is followed by a high-yielding Nicholas reaction to furnish 7-membered ring cyclic ether **12**. We investigated several promoters in the Pauson-Khand step with NMO<sup>16</sup> providing **13** and **14** in 30% yield (72:28) and cyclohexylamine<sup>17</sup> generating **13** and **14** in 91% yield (42:58).<sup>18,19</sup>

### Scheme 3. Synthesis of [5,7,5]-Tricyclic Ethers



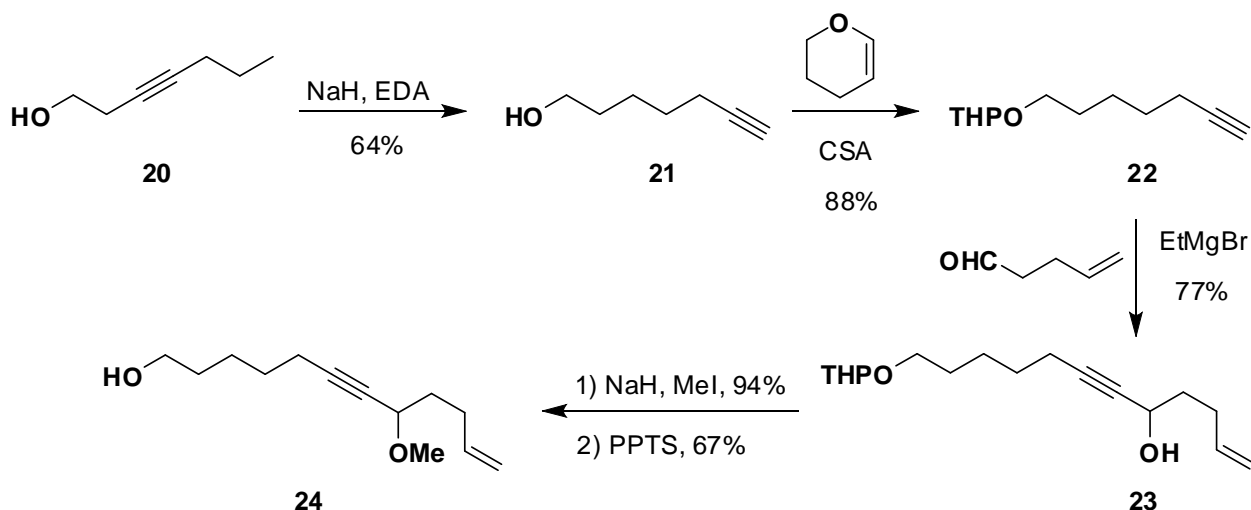
The [5,8,5]-tricyclic ethers **18** and **19** can also be prepared quickly and efficiently. Enyne **15**, available in four steps and 54% overall yield from 5-hexyn-1-ol and 4-pentenal,<sup>4a</sup> reacts with dicobalt octacarbonyl to afford cobalt-complexed alkyne **16** in 98% yield. The boron trifluoride mediated Nicholas reaction provides eight-membered ring cyclic ether **17** in excellent yield, and the Pauson-Khand reaction furnishes tricycles **18** and **19** in yields ranging from 25-86% and selectivities of 55:45-89:11 depending on the specific reaction conditions.<sup>18,19</sup>

#### Scheme 4. Synthesis of [5,8,5]-Tricyclic Ethers



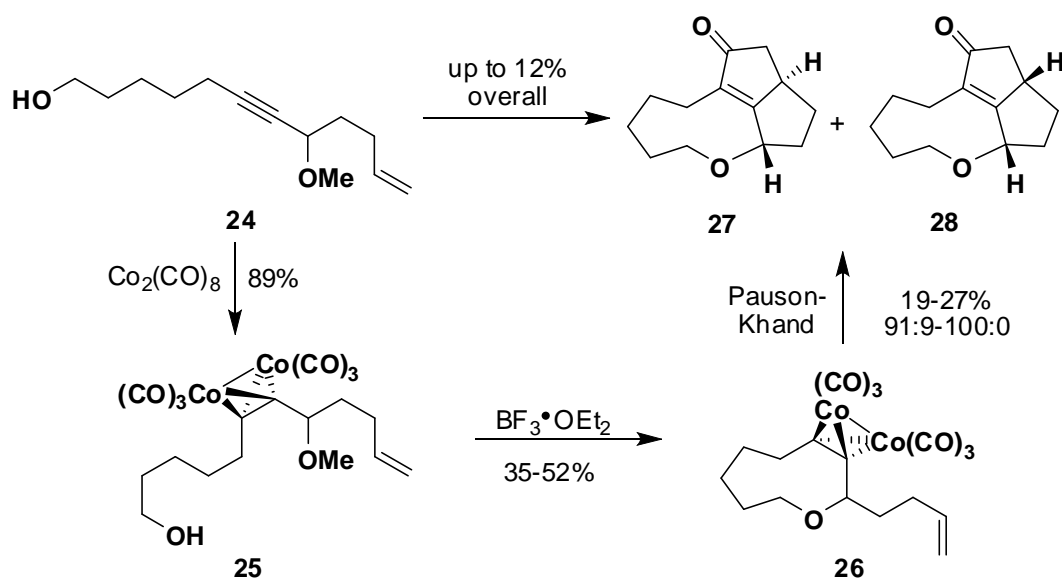
Synthesis of the [5,9,5]-tricyclic ether required the preparation of enyne **24** according to the synthetic sequence outlined in Scheme 5. Unlike the syntheses described in Schemes 2-4, the terminal alkyne starting material, 6-heptyn-1-ol (**21**), is prohibitively expensive. Using Denmark's procedure,<sup>20</sup> it can be prepared by treatment of internal alkyne **20** with sodium hydride and ethylenediamine (EDA). Then, following the analogous procedure used for the synthesis of enynes **5**, **10**, and **15**, enyne **24** can be generated in four more steps. Protection of the primary alcohol as the THP ether yields **22**<sup>21</sup> which is deprotonated to provide the acetylide anion that combines with 4-pentenal to furnish alcohol **23**. Methylation of the secondary alcohol with sodium hydride and methyl iodide followed by removal of the THP protecting group with PPTS yields the target enyne **24**.



**Scheme 5. Synthesis of Enyne 24**

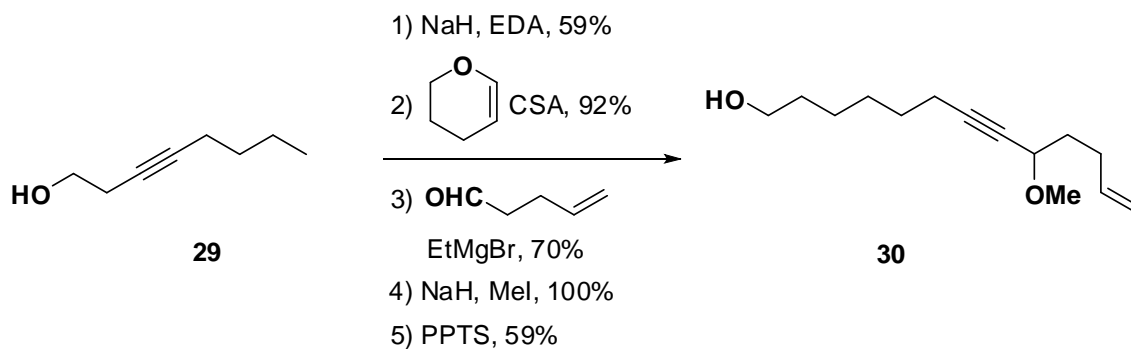
As in previous cases, cobalt complexation of **24** to yield **25** proceeded smoothly. The subsequent Nicholas reaction to form nine-membered ring ether **26** provided the desired compound, but only in 35-52% yield. Conversion of this molecule into the tricyclic targets **27** and **28** via the Pauson-Khand reaction also proved disappointing. The reaction proceeded in only 19-27% yield; however, it was highly selective for the *trans* isomer.<sup>18</sup> Of the three different conditions investigated for the Pauson-Khand reaction, cyclohexylamine<sup>17</sup> failed to provide any product, heating the reaction in acetonitrile open to the air<sup>3</sup> afforded **27** and **28** in a ratio of 91:9 and 19% yield, and NMO<sup>16</sup> furnished 27% yield of **27** only. These results clearly demonstrate that, especially for the Pauson-Khand reaction, the scope for our Nicholas/Pauson-Khand strategy does not extend to a practical synthesis of [5,9,5]-tricyclic ethers.

### Scheme 6. Synthesis of [5,9,5]-Tricyclic Ethers



Curious to see if the trend continued for the formation of the 10-membered ring ether, we prepared enyne **30** via the same strategy used for the preparation of the one carbon shorter enyne **24**. As outlined in Scheme 7, internal alkyne **29** can be easily converted into target **30** in five synthetic steps.

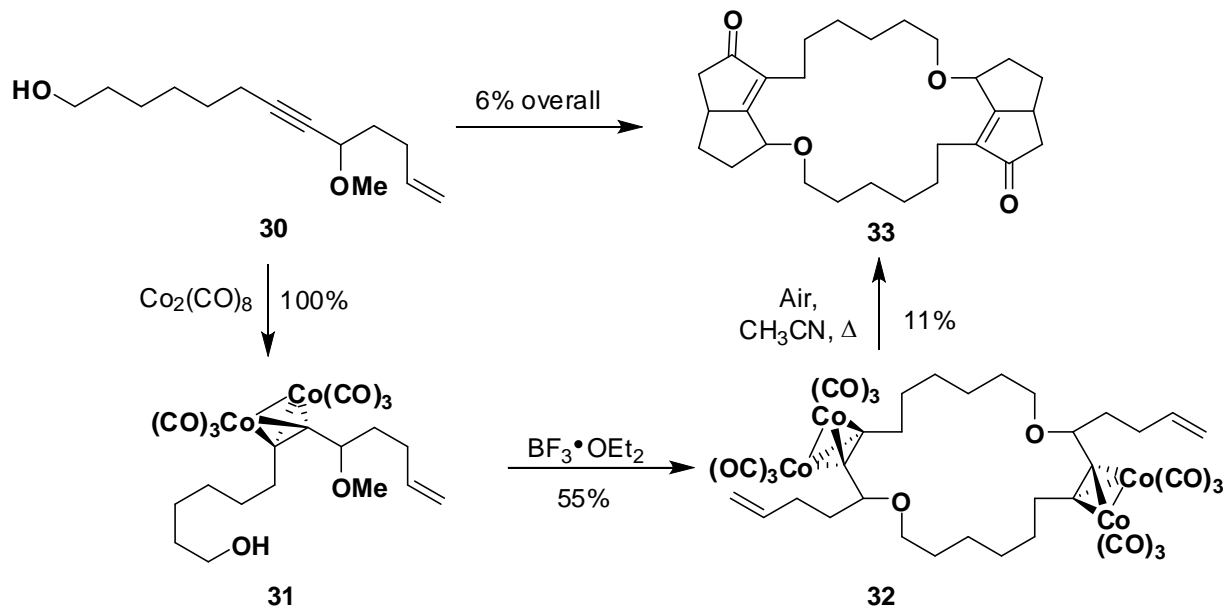
### Scheme 7. Synthesis of Enyne **30**



Cobalt-alkyne complex **31** is available in quantitative yield from enyne **30**. Unexpectedly, the subsequent Nicholas reaction provided dimeric 20-membered ring bis-ether **32** instead of the desired 10-membered ring cyclic ether. Since all of our Nicholas reactions are under thermodynamic control,<sup>15</sup> this result indicates that the bis-ether is more stable than the corresponding cyclic ether. The propensity of the Nicholas reaction to favor dimerization was also demonstrated during our investigation of carboxylic

acid nucleophiles (*vide infra*). Although highly inefficient, we were able to isolate the pentacyclic Pauson-Khand reaction product **33** after heating open to the air in acetonitrile.<sup>3</sup>

**Scheme 8.** Synthesis of 20-Membered Ring Containing Pentacyclic Dimers

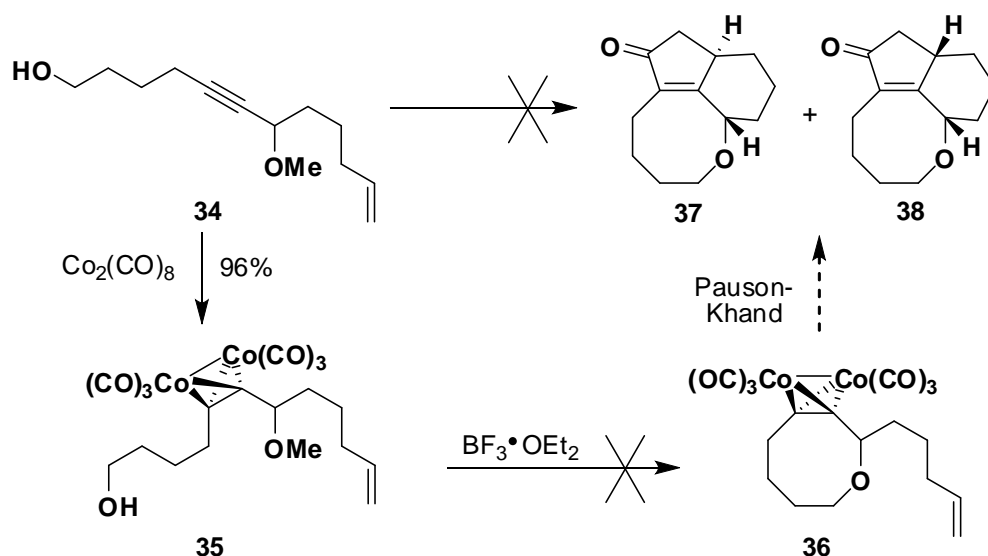


The results of our investigations into the synthesis of [5,n,5]-tricyclic ethers clearly demonstrates that the [5,7,5]- and [5,8,5]-systems are readily available. It is possible to prepare the [5,6,5]- and [5,9,5]-tricycles, although in poor overall yield. None of the target tricyclic [5,10,5]-ether can be isolated using our method; instead the dimeric 20-membered ring compound is produced.

We next studied the affect of enlarging one of the rings in the bicyclic system generated during the Pauson-Khand reaction. Specifically, we set our sights on the synthesis of a tricyclic [5,8,6]-system. A slight modification of our standard synthetic sequence, substitution of 5-hexenal for 4-pentenal enabled production of the starting enyne **34**.<sup>4a</sup> Synthesis of cobalt-alkyne complex **35** proceeded without incident; however, the key Nicholas reaction for the production of **36** failed. Various changes to the reaction conditions never enabled isolation of cyclic cobalt alkyne complex **36**. By TLC, trace amounts of target **36** appeared to be produced, but we were never able to successfully characterize this or any

other product of the reaction. We believe the failure of this reaction results from the distance between the alkene and the carbocation generated upon exposure of **35** to boron trifluoride. The alkene in the molecule is well positioned to attack the carbocation via a 5-*exo* or 6-*endo* process, thus generating a second carbocation that can participate in further polymerization or decomposition pathways. Although it may be possible to trap this carbocation with an external nucleophile, we have yet to attempt these experiments. As a consequence of our inability to synthesize **36**, our subsequent investigations focused exclusively on modifications in the nature of the Nicholas reaction (structure of the nucleophile and size of the ring formed) while keeping the Pauson-Khand reaction portion of the process constant (only make [5,*n*,5]-tricyclic systems).

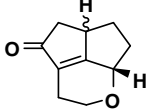

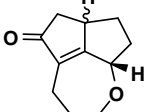

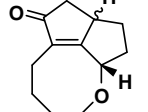
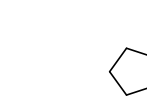
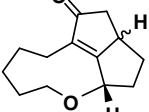

**Scheme 9.** Attempted Synthesis of [5,8,6]-Tricyclic Ethers



Interesting trends emerged when we focused on diastereoselectivities in the Pauson-Khand reactions for the synthesis of the cyclic ethers. As highlighted in Table 1, the diastereomeric ratios for the *trans* and *cis* isomers vary significantly for each substrate studied and reagents used. For the [5,7,5]-tricyclic ethers, two of the reagents yield the *cis* isomer as the major product, while the other two favor the *trans*. But for the [5,8,5]-system, all conditions favor production of the *trans* diastereomer. Cyclohexylamine<sup>17</sup>

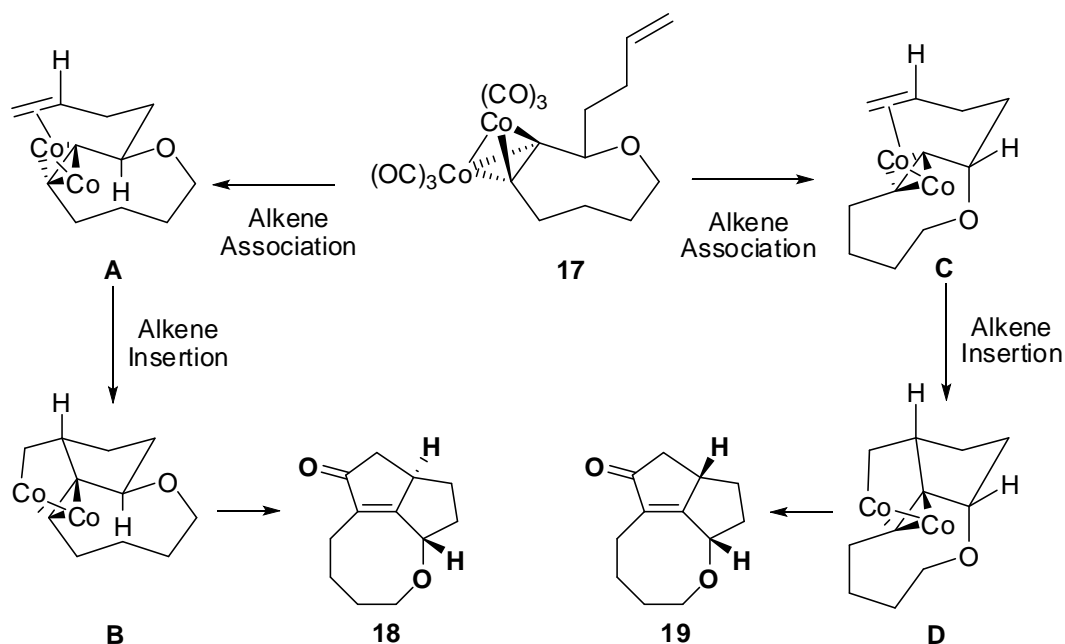
and acetonitrile in air<sup>3</sup> both follow the same trends, favoring the *cis* isomer in the [5,7,5]-system and the *trans* isomer in the [5,8,5] case. *N*-Methylmorpholine-*N*-oxide (NMO)<sup>16</sup> and isopropyl methyl sulfide<sup>22</sup> also appear similar, providing nearly identical ratios in both the [5,7,5]- and [5,8,5]-systems and always favoring formation of the *trans* isomer.

**Table 1.** Selectivity in the Pauson-Khand Reaction for the Synthesis of Tricyclic Ethers

Entry	Reagents	[5,6,5]-Products		[5,7,5]-Products		[5,8,5]-Products		[5,9,5]-Products	
		 <b>8</b> <i>trans</i>	 <b>9</b> <i>cis</i>	 <b>13</b> <i>trans</i>	 <b>14</b> <i>cis</i>	 <b>18</b> <i>trans</i>	 <b>19</b> <i>cis</i>	 <b>27</b> <i>trans</i>	 <b>28</b> <i>cis</i>
1	CyNH <sub>2</sub> , Δ	-	-	42	58	74	26	-	-
2	CH <sub>3</sub> CN, air, Δ	66	34	37	63	55	45	91	9
3	NMO	-	-	72	28	88	12	100	0
4	<i>i</i> -PrSMe, Δ	-	--	67	33	86	14	-	-

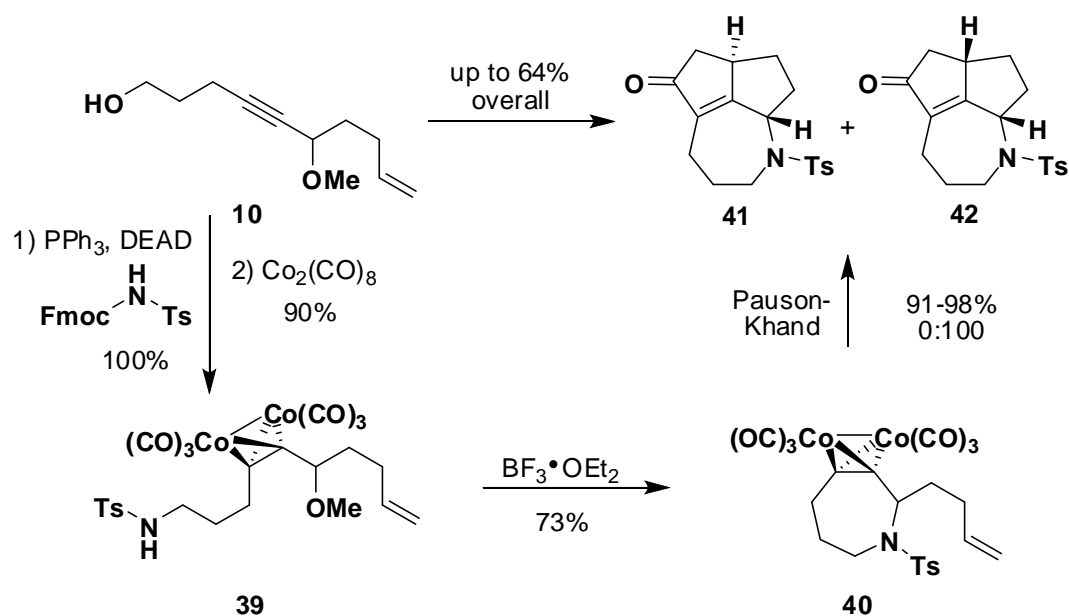
We do not have a satisfactory explanation for the diastereoselectivity differences in the Pauson-Khand reactions of our cyclic ethers. In Scheme 10, we outline the stereochemical determining steps in the mechanism of the formation of the [5,8,5] cyclic ethers **18** and **19**. Alkene association of the free alkene to one of the cobalt atoms in **17** can yield either complex **A** or complex **C**. (Note: The CO ligands in intermediates **A-D** have been omitted for clarity.) Complex **A**, with the ether oxygen in a pseudo-equatorial orientation, undergoes alkene insertion to ultimately produce the *trans* product isomer **18**. On the other hand, complex **C**, with the ether oxygen in a pseudo-axial orientation, undergoes alkene insertion to ultimately produce the *cis* product isomer **19**. The different Pauson-Khand promoters must influence key alkene insertion steps (**A**→**B** and **C**→**D**); however, it is not clear to us how to accurately explain the results in Table 1.

**Scheme 10.** Origin of Diastereoselectivity in the Pauson-Khand Reaction of Ether **17**



We next turned to our goal of using this strategy for the synthesis of tricyclic amines. Synthesis of the Nicholas reaction precursor **39** proved straightforward since we were able to modify the sequence previously employed for the synthesis of the [5,7,5]-tricyclic ethers by inserting a Mitsunobu reaction<sup>23</sup> prior to the cobalt complexation step. Enyne **10** is converted into tosylamine **39** in high yield via a Mitsunobu reaction<sup>24</sup> and exposure to dicobalt octacarbonyl. A Nicholas reaction with either boron trifluoride or tetrafluoroboric acid provides cyclic amine **40** in greater than 70% yield. The subsequent Pauson-Khand reaction furnishes exclusively the *cis* diastereomer **42** in excellent yield regardless of the conditions employed (cyclohexylamine, NMO, or acetonitrile and air).

### Scheme 11. Synthesis of [5,7,5]-Tricyclic Amines

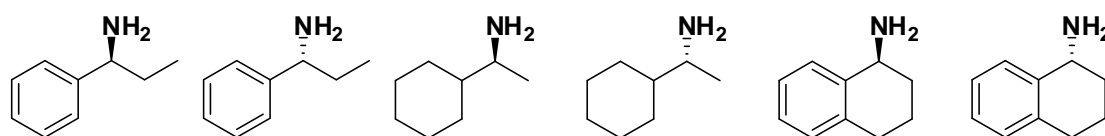


We were thrilled by the results of both the Nicholas and Pauson-Khand steps in this sequence. This is the first example of a successful endocyclic intramolecular Nicholas reaction using an amine nucleophile, and the Pauson-Khand reaction proved highly efficient and completely selective for only one isomer.

The exclusive formation of **42** stimulated us to consider options for an asymmetric Pauson-Khand reaction using this system. Milet and Gimbert recently published a computational study focused on the role of Lewis base promoters in the Pauson-Khand reaction in which they conclude that the Lewis base renders the olefin insertion step in the mechanism irreversible.<sup>25</sup> In their mechanistic analysis, the amine is bound to cobalt during the entire mechanism, and, presumably, could play a crucial role in determining the stereochemical outcome of the reaction. Thus, the question we aimed to address was, could the use of chiral amine promoters generate asymmetry in the Pauson-Khand reaction? Kerr and Laschat had independently shown that chiral *N*-oxides, namely brucine *N*-oxide and sparteine *N*-oxide, respectively, could induce asymmetry in Pauson-Khand reactions solely from the asymmetric nature of the promoter.<sup>26</sup>

Since only one diastereomer is produced in the Pauson-Khand reaction of **40**, this was the ideal substrate to investigate. However, reactions with a variety of commercially available chiral primary amines did not lead to any detectable asymmetric induction as measured by chiral GC. The amines pictured in Figure 1 led to formation of **42** in varying yields but always as a racemic mixture. Thus, we concluded that this idea holds no promise for our system, but we hope that others will investigate this strategy for the asymmetric Pauson-Khand reaction. This approach could provide a simple and cost-effective option for the asymmetric synthesis of chiral cyclopentenones.

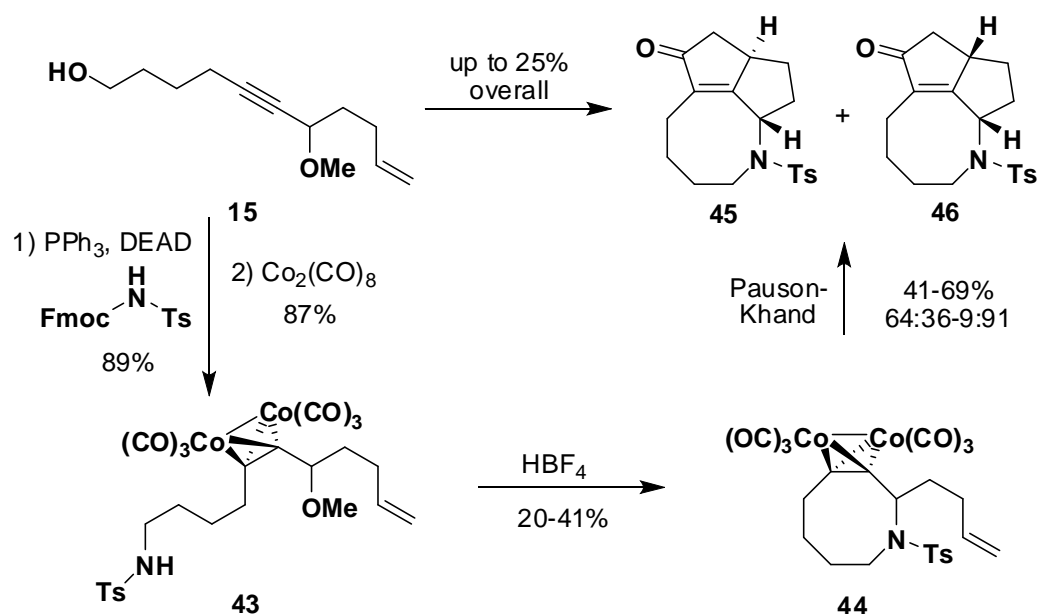
**Figure 1.** Chiral Amines Investigated as Promoters of Asymmetric Pauson-Khand Reactions



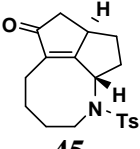
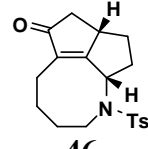
Continuing our investigation into the synthesis of tricyclic amines, we converted enyne **15** into cobalt-alkyne complex **43** after the requisite Mitsunobu reaction and cobalt complexation steps. The subsequent Nicholas reaction was successful; however, it only proceeded in 20-41% yield. The target tricycles **45** and **46** are available in 41-69% yield using our standard Pauson-Khand reaction conditions. The selectivity for each reaction is shown in Table 2.



**Scheme 12.** Synthesis of [5,8,5]-Tricyclic Amines

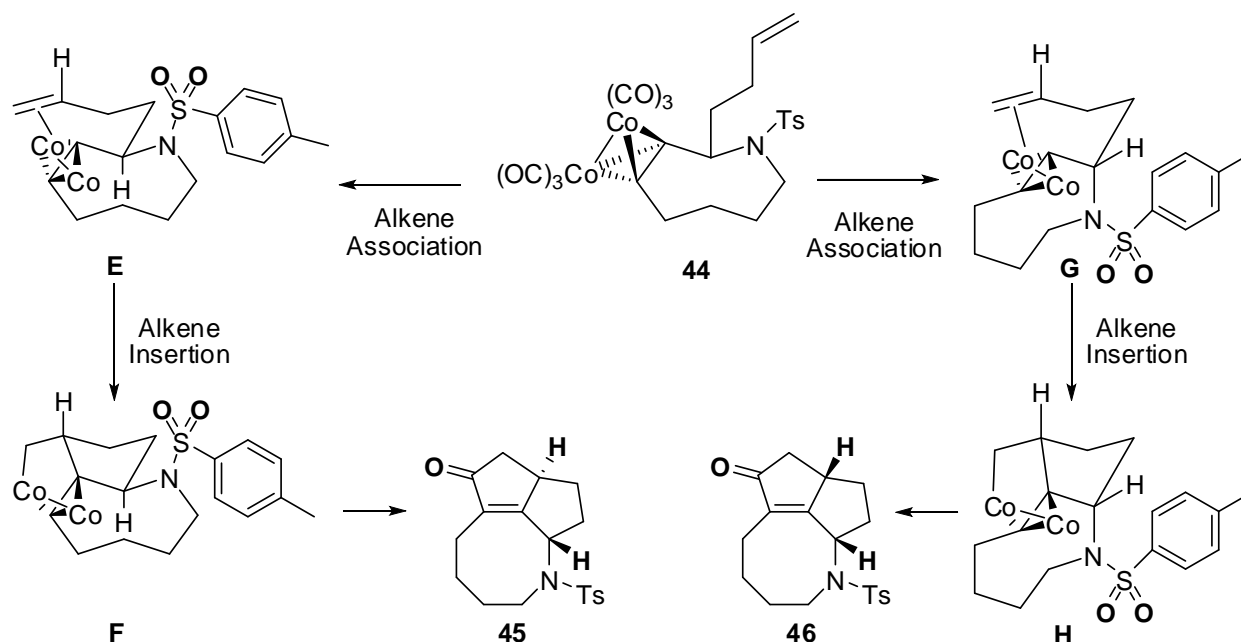


**Table 2.** Selectivity in the Pauson-Khand Reaction for the Synthesis of [5,8,5]-Tricyclic Amines

Entry	Conditions	Yield (%) ( <b>44</b> → <b>45</b> + <b>46</b> )	 <b>45</b>	 <b>46</b>
1	$\text{CyNH}_2$ , $\Delta$	67	19	81
2	$\text{CH}_3\text{CN}$ , $\Delta$	69	9	91
3	NMO	41	64	36

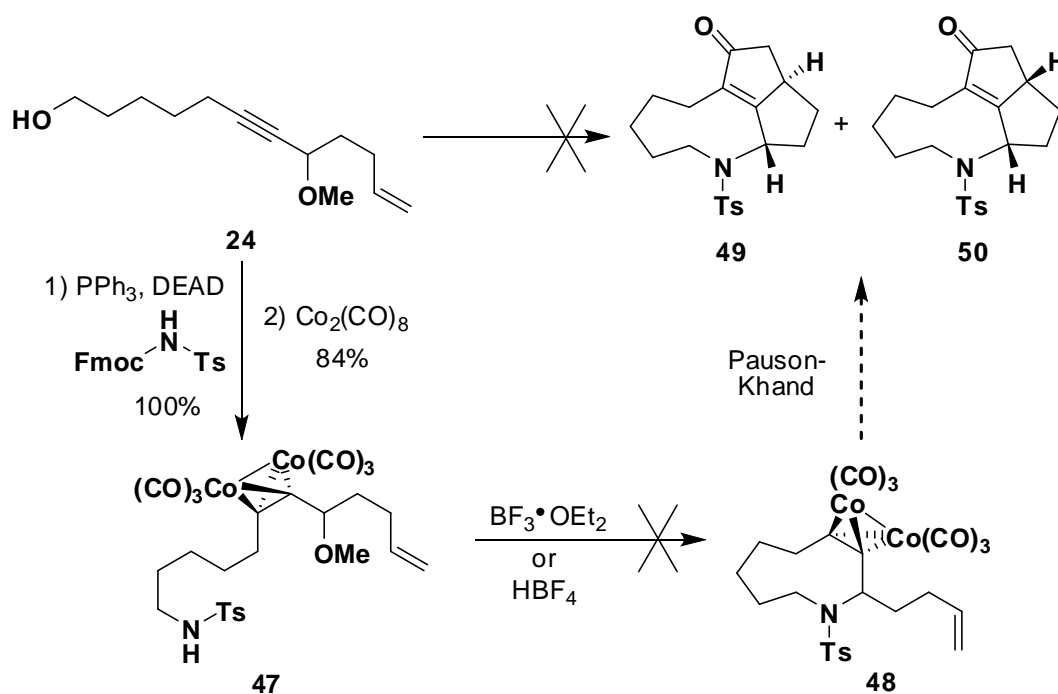
The reactions of cyclic amines **40** and **44** demonstrate the preference of these substrates to form *cis* diastereomers **42** and **46**, respectively. In Scheme 13, the key intermediates resulting from alkene association and alkene insertion in the Pauson-Khand mechanism for the reaction of **44** are illustrated. The additional steric demands imposed by the tosyl group in intermediates **E-H** versus the corresponding oxygen-containing intermediates **A-D** destabilize the pathway leading to the *trans* cyclic amine product **45**. Especially in the seven-membered ring cyclic amine reaction (**40**→**42**, Scheme 11), intermediates similar to **G** and **H** are favored and lead to exclusive production of the *cis* tricyclic product **42**.

**Scheme 13.** Origin of Diastereoselectivity in the Pauson-Khand Reaction of Amine **44**

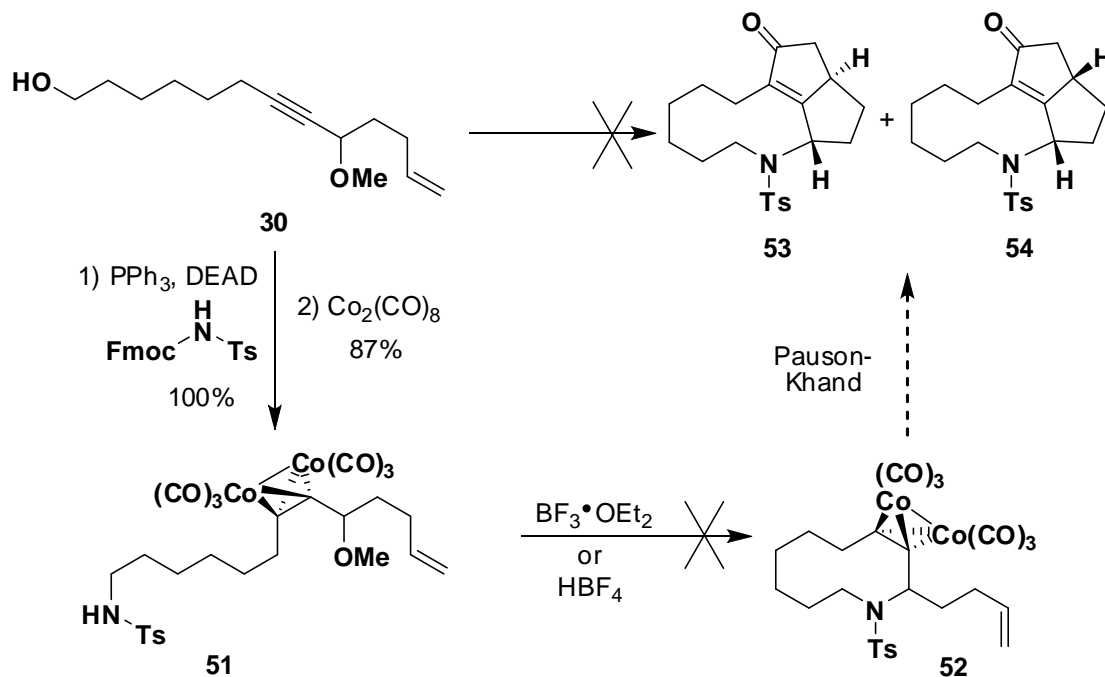


Schemes 14 and 15 illustrate our unsuccessful attempts to prepare [5,9,5]- and [5,10,5]-tricyclic amines (**49** + **50** and **53** + **54**), respectively. In both of these cases, the requisite Nicholas reaction precursors (**47** and **51**) were prepared without incident. However, we could never obtain the Nicholas reaction products **48** or **52** upon exposure of the precursors to either boron trifluoride or tetrafluoroboric acid. The cobalt complexed alkynes **47** and **51** were simply unreactive under our Nicholas reaction conditions. We observed traces of the desired products by TLC but were never able to isolate enough material to adequately characterize them. We concluded that, unlike the 7- and 8-membered ring cyclic amines **40** and **44**, respectively, **48** and **52** are not thermodynamically favored in these reactions.

**Scheme 14.** Attempted Synthesis of [5,9,5]-Tricyclic Amines



**Scheme 15.** Attempted Synthesis of [5,10,5]-Tricyclic Amines

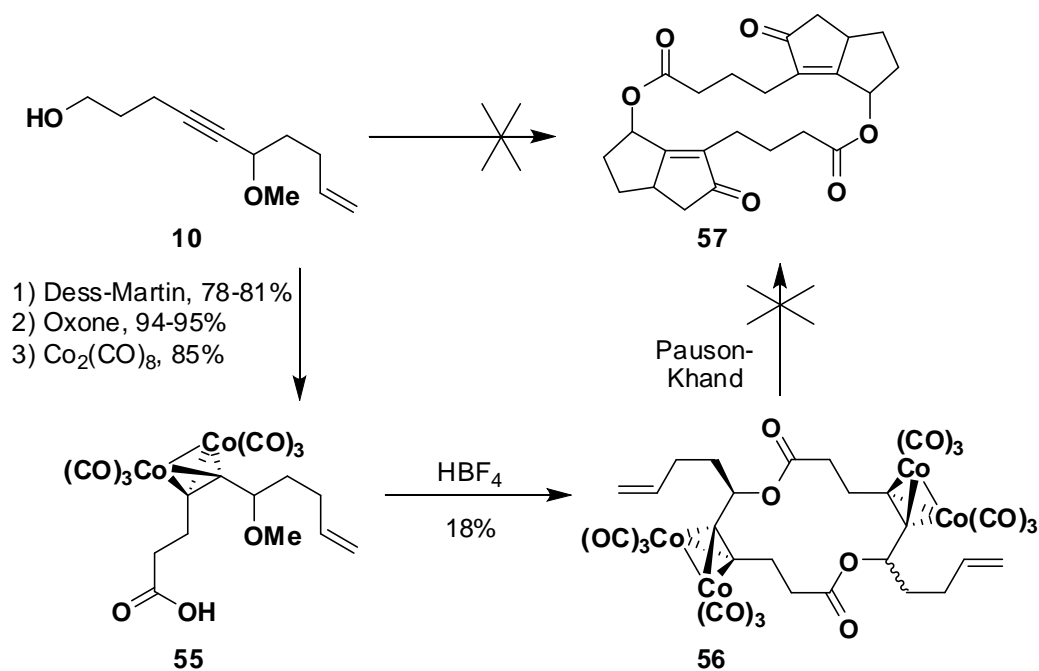


Since we were unable to obtain the 9- and 10-membered ring cyclic amines, the scope of the intramolecular Nicholas/Pauson-Khand strategy for the synthesis of cyclic amines is limited to the production of the [5,7,5]- and [5,8,5]-systems. Most importantly, the tricycle containing the seven-membered ring is available via a highly selective and efficient sequence. Thus, we have demonstrated that intramolecular endocyclic Nicholas reactions with amine nucleophiles work well for the synthesis of 7- and 8-membered rings.

Our next objective was investigation of the behavior of carboxylic acid nucleophiles in intramolecular Nicholas reactions in hopes of preparing a variety of lactones. Due to the limitations already described, we confined our experiments to the preparation of [5,7,5]-, [5,8,5]-, and [5,9,5]-tricyclic lactones.

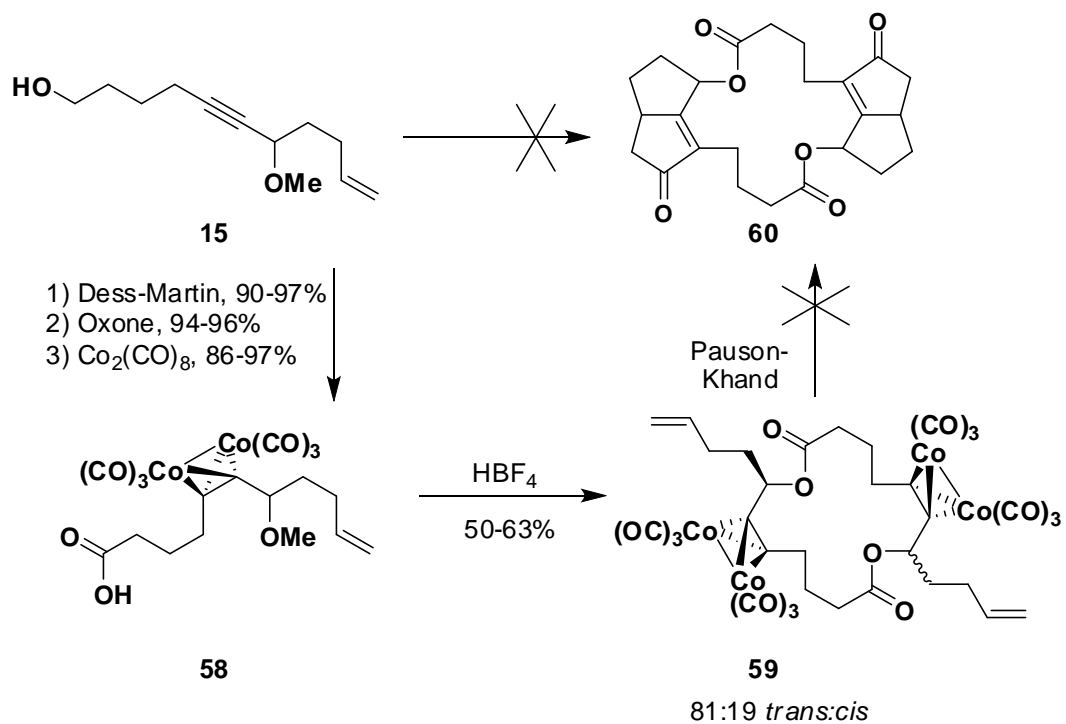
We could easily access the substrates required for the Nicholas/Pauson-Khand investigation by simply oxidizing the starting materials used in the cyclic ether syntheses. For example, a two-step oxidation sequence involving the Dess-Martin periodinane<sup>27</sup> followed by treatment with Oxone<sup>28</sup> converts alcohol **10** into the corresponding carboxylic acid in good yield. Subsequent cobalt complexation provided the Nicholas reaction precursor **55** in 85% yield.<sup>29</sup> The Nicholas reaction itself proved disappointing, yielding none of the desired lactone and only 18% of dimeric 14-membered ring diolide **56**<sup>30</sup> which did not participate in the Pauson-Khand reaction to provide **57**.

### Scheme 16. Synthesis of 14-Membered Ring Diolides

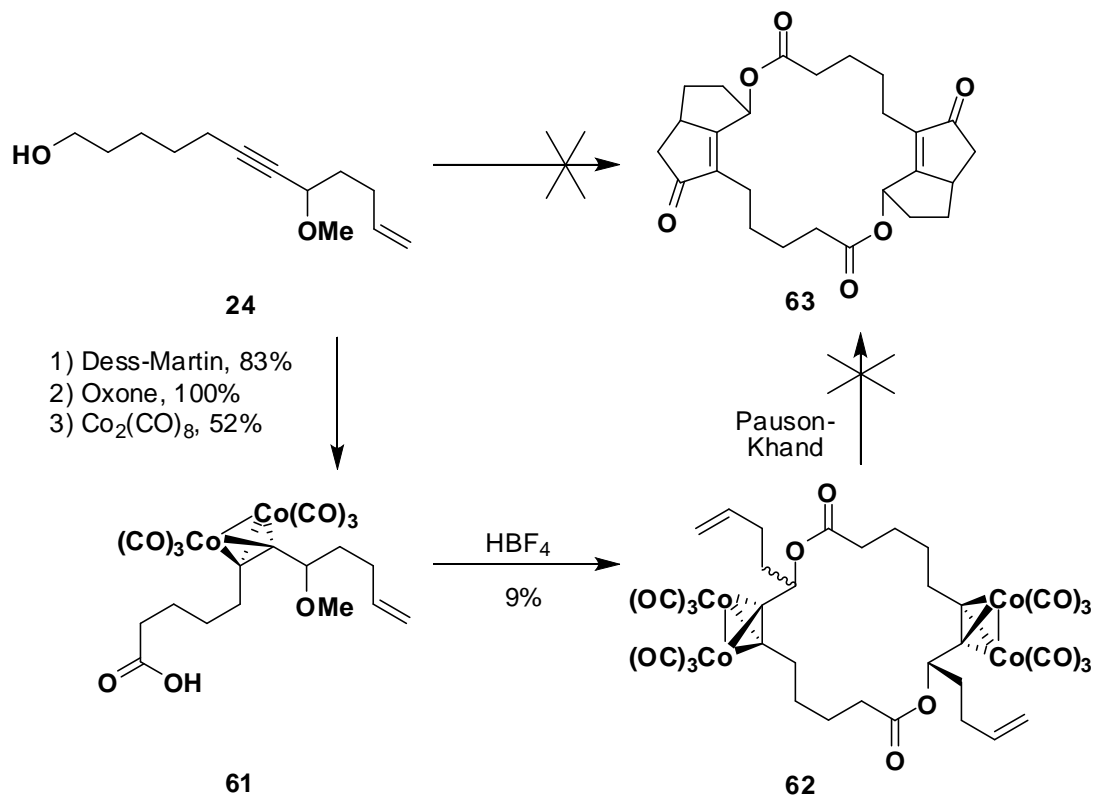


Substrates for the synthesis of the 8- and 9-membered ring lactones also dimerize to the 16- and 18-membered ring diolides, respectively. As in the synthesis of the 14-membered ring diolide, the oxidation and cobalt complexation reactions proceed smoothly to provide high yields of the cobalt-alkyne complexes **58** and **61**. Upon exposure to tetrafluoroboric acid, **58** affords the 16-membered ring diolide **59**<sup>31</sup> in good yield, while **61** provides 18-membered ring **62** in only 9% yield. In the reactions to form the 14-membered ring diolide **56** and the 18-membered ring diolide **62**, we attribute the poor yields to a significant amount of unreacted starting material and formation of uncharacterizable byproducts. Our Nicholas reactions with carboxylic acid nucleophiles are under thermodynamic control,<sup>4b</sup> and these results indicate that starting materials **55** and **61** are more stable than the corresponding diolide products. Only 16-membered ring diolide **59** shows enhanced stability versus its Nicholas reaction precursor, carboxylic acid **58**.

**Scheme 17. Synthesis of 16-Membered Ring Diolides**



**Scheme 18. Synthesis of 18-Membered Ring Diolides**



As seen with diolide **56**, neither **59** nor **62** participate in the Pauson-Khand reaction. We have no satisfying explanation for these surprising results. Experimentally, these reactions suffer from poor mass recovery indicating decomposition of starting material, and we have no evidence of even trace production of the desired Pauson-Khand targets. These results appear related to the Pauson-Khand reaction of 20-membered ring bis-ether **32** (Scheme 8) that proceeds in only 11% yield. It is possible that structural constraints inherent in diolides **56**, **59**, and **62** do not allow proper alignment for the formation of the bicyclo[5,5] systems, whereas larger bicyclic systems (bicyclo[5,6] and bicyclo[5,7]) might form more easily.

Our investigations into the syntheses of lactones via intramolecular Nicholas reactions were unsuccessful. We observed none of the desired lactone targets in any of the three cases studied and only obtained reasonable yields for the 16-membered ring diolide. Nonetheless, the first step in the formation of our three diolides marks only the second report of an intermolecular Nicholas reaction with a carboxylic acid nucleophile, while the second step in the diolide formation constitutes the first example of an intramolecular Nicholas reaction with a carboxylic acid nucleophile. Given the known difficulties in the formation of medium sized lactone rings,<sup>32,33</sup> it is not surprising that our method yields only diolide products. As stated previously, our Nicholas reactions are thermodynamically controlled, and the large sized diolides are clearly more stable than the target lactones.

## Conclusions

In summary, we have demonstrated the scope and limitations of a tandem intramolecular Nicholas/Pauson-Khand strategy for the synthesis of tricyclic oxygen- and nitrogen-containing heterocycles. We can successfully prepare a variety of [5,n,5]-tricyclic systems; however, difficulties in the Nicholas reaction with an appropriately functionalized substrate prevented the synthesis of [5,n,6]-systems. Intramolecular Nicholas reactions with alcohol nucleophiles have broader scope than the corresponding amine or carboxylic acid nucleophiles. Our best cases were syntheses of the [5,7,5]- and

[5,8,5]-tricyclic ethers and amines which demonstrated the utility of our strategy for the quick and efficient construction of complex polycyclic targets.

## Experimental Section

**Methoxydodec-11-en-6-yn-1-ol dicobalt hexacarbonyl complex (25).** A 25-mL pear flask containing enyne **24** (159 mg, 0.76 mmol, 1.0 equiv) was equipped with a rubber septum and gas inlet needle. Dichloromethane (2 mL) was added, followed by dicobalt octacarbonyl (310 mg, 0.907 mmol, 1.2 equiv). The reaction was stirred for 30 min, and a second portion of dicobalt octacarbonyl (103 mg, 0.302 mmol, 0.4 equiv) was added. After another 30 minutes the reaction mixture was applied directly to a 38 g silica gel column eluted with 25-50% diethyl ether in petroleum ether to afford 334 mg (89%) of **25** as a dark red oil: IR (neat) 3387, 3081, 2936, 2863, 2088, 2040, 1993, 1642  $\text{cm}^{-1}$ ;  $^1\text{H}$  NMR (400 MHz,  $\text{CDCl}_3$ )  $\delta$  5.85 (ddt,  $J = 18.5, 11.9, 6.6$  Hz, 1H), 5.08 (dd,  $J = 17.0, 1.3$  Hz, 1H), 5.02 (br d,  $J = 9.9$  Hz, 1H), 4.26 (dd,  $J = 9.0, 3.5$  Hz, 1H), 3.68 (q,  $J = 6.0$  Hz, 2H), 3.52 (s, 3H), 2.84 (m, 2H), 2.33-2.25 (m, 2H), 1.88-1.51 (m, 7H), 1.29 (m, 2H);  $^{13}\text{C}$  NMR (100 MHz,  $\text{CDCl}_3$ )  $\delta$  200.1, 137.9, 115.4, 99.1, 98.3, 81.1, 62.7, 58.7, 37.1, 33.9, 32.5, 31.8, 30.4, 25.8.

**2-(But-3-enyl)oxon-3-yne dicobalt hexacarbonyl complex (26).** A 25-mL flask containing cobalt-complexed alkyne **25** (228 mg, 0.46 mmol, 1.0 equiv) was equipped with a rubber septum and gas inlet needle. Dichloromethane (20 mL) was added, the reaction flask was cooled at 0 °C, and boron trifluoride diethyl etherate (58  $\mu\text{L}$ , 0.46 mmol, 1.0 equiv) was added. The reaction was stirred for 30 min then quenched by addition of 20 mL saturated sodium bicarbonate. The organic layer was removed and the aqueous layer was extracted twice with dichloromethane. The combined organic layers were dried with magnesium sulfate and added to a sintered glass funnel filled with silica gel and eluted with 10% diethyl ether in petroleum ether until the first red band was collected and concentrated to yield 91 mg (43%) of **26** as a dark red oil: IR (neat) 3080, 2934, 2859, 2088, 2045, 2014, 1642, 1609  $\text{cm}^{-1}$ ;  $^1\text{H}$  NMR (400 MHz,  $\text{CDCl}_3$ )  $\delta$  5.87 (m, 1H), 5.04 (m, 2H), 4.40 (m, 1H), 3.97-3.46 (m, 2H), 3.28-2.89 (m,



2H), 2.40-2.20 (m, 2H), 1.93-1.53 (m, 4H), 1.32-1.18 (m, 3H), 0.87 (m, 1H); <sup>13</sup>C NMR (100 MHz, CDCl<sub>3</sub>) δ 200.1, 138.2, 115.3, 37.8, 34.8, 31.7, 30.4, 30.1, 29.8, 29.5, 27.8, 25.9, 25.2.

**3,4,5,6,8a,9,10,10a-Octahydro-2H-pentaleno[1,6-bc]oxonin-7(8H)-one (27 + 28).**

**Acetonitrile:**<sup>3</sup> To a 25-mL round-bottomed flask containing cobalt complexed alkyne **26** (132 mg, 0.28 mmol, 1.0 equiv) was added acetonitrile (27 mL). The flask was equipped with a reflux condenser, left open to the air, and heated at reflux (100 °C) for 20 min. The reaction mixture was then cooled to room temperature, added to a sintered glass funnel containing 5 g silica gel and 5 g celite, and rinsed with ethyl acetate. The filtrate was concentrated to yield 78 mg (136%) of crude products **27** and **28**. The crude product was deposited on 150 mg silica gel and added to a 6 g silica gel column eluted with 20% diethyl ether in petroleum ether to afford 21 mg (19%) of **27** and **28** as a viscous oil with a ratio of **27:28** of 12:1.

**N-methylmorpholine-N-oxide (NMO):**<sup>16</sup> A 50-mL three-necked flask equipped with a rubber septum, glass stopper, and gas inlet adapter was charged with the cobalt-complexed alkyne **26** (142 mg, 0.31 mmol, 1.0 equiv) and dichloromethane (12 mL). The flask was cooled at 0 °C, NMO (108 mg, 0.92 mmol, 3.0 equiv) was added, and the reaction was warmed to room temperature. After 45 min, the reaction was again cooled at 0 °C and another portion of NMO (108 mg) was added. The reaction mixture was warmed to room temperature and stirred for 45 min. This process of cooling at 0 °C, adding NMO (108 mg) and stirring at room temperature for 45 min, was repeated a third time. TLC indicated that the reaction had gone to completion so the reaction mixture was added to a sintered glass funnel filled with celite and rinsed with dichloromethane. The filtrate was washed with water and saturated sodium bicarbonate, filtered, and concentrated to yield 70 mg (111%) of a yellow oil. The crude product was applied neat to a 7 g silica gel column eluted with 25% diethyl ether in petroleum ether to afford 17 mg (27%) of **27** as a colorless film: IR (neat) 2961, 2926, 2855, 1731 cm<sup>-1</sup>; <sup>1</sup>H NMR (400 MHz, CDCl<sub>3</sub>) δ 4.38 (t, *J* = 7.3 Hz, 1H), 4.08 (dt, *J* = 12.4, 5.3 Hz, 1H), 3.70 (m, 1H), 3.01 (br m, 1H), 2.69 (dd, *J* = 17.8, 6.0 Hz, 1H), 2.63 (dt, *J* = 14.6, 4.4 Hz, 1H), 2.50 (m, 1H), 2.22-2.13 (m, 2H),

2.03 (dd,  $J = 17.9, 3.3$  Hz, 1H), 1.89 (m, 1H), 1.73 (m, 1H), 1.65-1.51 (m, 3H), 1.40 (m, 2H), 1.01 (m, 1H);  $^{13}\text{C}$  NMR (100 MHz,  $\text{CDCl}_3$ )  $\delta$  211.2, 181.8, 136.0, 71.8, 65.9, 43.1, 42.1, 35.1, 29.2, 29.0, 25.2, 22.5, 19.5; HRMS-FAB  $m/z$   $[\text{M}+\text{H}]^+$  calcd for  $\text{C}_{13}\text{H}_{19}\text{O}_2$  207.1391, found 207.1385.

***N*-(6-methoxydec-9-en-4-ynyl)-4-methylbenzenesulfonamide.** A 50-mL two-necked flask equipped with a rubber septum and gas inlet adapter was charged with (fluorenyl)methyl tosylcarbamate<sup>24</sup> (320 mg, 0.81 mmol, 1.5 equiv), triphenylphosphine (428 mg, 1.63 mmol, 3.0 equiv), and THF (4 mL), and cooled at 0 °C. A separate 25-mL pear flask was charged with alcohol **10** (99 mg, 0.54 mmol, 1.0 equiv) and 2 mL THF. This solution was transferred into the reaction flask via cannula followed by a 1 mL THF rinse. Diethylazadicarboxylate (232 mg, 1.36 mmol, 2.5 equiv) was added to the reaction flask, and the reaction was allowed to stir overnight. The reaction mixture was concentrated to yield 1.27 g (737%) of a yellow oil. The crude product was deposited on 4 g silica gel and added to a 35 g column eluted with 25% diethyl ether in petroleum ether to yield 206 mg (118%) of the target amine as a yellow oil, which was determined to be 90% pure based on the  $^1\text{H}$  NMR and was used without further purification in the subsequent cobalt complexation step: IR (neat) 3283, 3073, 2822, 2976, 2249, 1748, 1640, 1598  $\text{cm}^{-1}$ ;  $^1\text{H}$  NMR (400 MHz,  $\text{CDCl}_3$ )  $\delta$  7.72 (dt,  $J=8.4, 1.8$  Hz, 2H), 7.30 (d,  $J=8.1$  Hz, 2H), 5.78 (m, 1H), 5.01 (dq,  $J=17.0, 1.7$  Hz, 1H), 4.96 (dm,  $J=10.2$  Hz, 1H), 4.53 (br s, 1H), 3.87 (tt,  $J=6.4, 1.9$  Hz, 1H), 3.32 (s, 3H), 2.42 (s, 3H), 2.26 (td,  $J=7.0, 1.8$  Hz, 2H), 2.14 (m, 2H), 1.76-1.64 (m, 3H), 1.34-1.19 (m, 3H);  $^{13}\text{C}$  NMR (100 MHz,  $\text{CDCl}_3$ )  $\delta$  143.5, 137.8, 137.0, 130.0, 127.3, 115.2, 85.0, 80.0, 70.7, 56.3, 42.3, 34.9, 29.5, 28.5, 21.6, 16.1.

***N*-(6-methoxydec-9-en-4-ynyl)-4-methylbenzenesulfonamide dicobalt hexacarbonyl complex (39).** A 25-mL pear flask containing the amine resulting from Mitsunobu reaction of alcohol **10** (92 mg, 0.28 mmol, 1.0 equiv) was equipped with a rubber septum and gas inlet needle. Dichloromethane (2 mL) was added, followed by dicobalt octacarbonyl (115 mg, 0.34 mmol, 1.2 equiv). The reaction was stirred for 30 min, and a second portion of dicobalt octacarbonyl (38 mg, 0.11 mmol, 0.4 equiv) was added. After another 30 minutes the reaction mixture was added to an 18 g silica gel column and eluted

with 25% diethyl ether in petroleum ether yielded 160 mg (90%) of **39** as a dark red oil:  $^1\text{H}$  NMR (400 MHz,  $\text{CDCl}_3$ )  $\delta$  7.70 (d,  $J=8.4$  Hz, 2H), 7.30 (d,  $J=7.7$  Hz, 2H), 5.84 (m, 1H), 5.04 (m, 2H), 4.43 (m, 1H), 4.42 (m, 1H), 3.48 (s, 3H), 2.81 (m, 1H), 2.43 (s, 3H), 2.25 (m, 2H), 1.78 (m, 4H), 1.25 (m, 3H);  $^{13}\text{C}$  NMR (100 MHz,  $\text{CDCl}_3$ )  $\delta$  199.9, 143.7, 137.8, 136.8, 129.9, 127.2, 115.6, 98.4, 97.6, 81.1, 58.8, 43.0, 37.1, 31.8, 31.0, 30.3, 21.6.

**2-But-3-enyl-1-(toluene-4-sulfonyl)-3-azepyne dicobalt hexacarbonyl complex (40).** A 25-mL flask containing cobalt-complexed alkyne **39** (135 mg, 0.22 mmol, 1.0 equiv) was equipped with a rubber septum and gas inlet needle. Dichloromethane (14 mL) was added, the reaction flask was cooled at 0 °C, and boron trifluoride diethyl etherate (27  $\mu\text{L}$ , 0.22 mmol, 1.0 equiv) was added. The reaction was stirred at 0 °C for 1.5 h then quenched by addition of 20 mL saturated sodium bicarbonate. The organic layer was removed and the aqueous layer was extracted twice with dichloromethane. The combined organic layers were dried with magnesium sulfate and added to a sintered glass funnel filled with silica gel and eluted with 5-20% diethyl ether in petroleum ether until the solution ran clear and concentration afforded 93 mg (73%) of **40** as a dark red oil:  $^1\text{H}$  NMR (400 MHz,  $\text{CDCl}_3$ )  $\delta$  7.71 (d,  $J=8.4$  Hz, 2H), 7.29 (d,  $J=8.1$  Hz, 2H), 5.58 (m, 1H), 5.19 (t,  $J=7.3$  Hz, 1H), 4.91 (m, 2H), 4.05 (m, 1H), 3.71 (m, 1H), 3.26 (m, 1H), 2.97 (m, 1H), 2.79 (m, 1H), 2.41 (s, 3H), 2.04 (m, 2H), 1.90 (m, 1H), 1.78 (m, 1H), 1.64 (m, 1H), 1.34 (m, 1H);  $^{13}\text{C}$  NMR (100 MHz,  $\text{CDCl}_3$ )  $\delta$  199.9, 143.3, 138.8, 136.8, 129.7, 126.9, 115.7, 110.0, 98.6, 59.8, 45.3, 34.8, 34.3, 31.3, 30.1, 21.6.

**1-Tosyl-1,2,3,4,6a,7,8,8a-octahydropentaleno[1,6-bc]azepin-5(6H)-one (42).**

**Cyclohexylamine:**<sup>17</sup> A 20-mL round-bottomed flask containing Nicholas product **40** (93 mg, 0.16 mmol, 1.0 equiv) was equipped with a rubber septum and gas inlet needle. 1,2-Dimethoxyethane (5.5 mL) was added followed by cyclohexylamine (27  $\mu\text{L}$ , 0.24 mmol, 1.5 equiv). The rubber septum was replaced with a reflux condenser and gas inlet adapter and the reaction was heated at 60 °C for 3 h. The heat was removed and the reaction was allowed to stir over night. The reaction mixture was added to a sintered glass funnel filled with celite and washed with ethyl acetate (50 mL) to yield 59 mg (113%) of a

yellow oil. The crude product was applied directly to a 6 g silica gel column and eluted with 30% diethyl ether in petroleum ether to yield 51 mg (98%) of **42** as a colorless viscous oil:  $^1\text{H}$  NMR (400 MHz,  $\text{CDCl}_3$ )  $\delta$  7.71 (d,  $J = 8.4$  Hz, 2H), 7.28 (d,  $J = 8.1$  Hz, 2H), 5.17 (t,  $J = 8.4$  Hz, 1H), 3.70 (dt,  $J = 15.4, 3.7$  Hz, 1H), 2.91 (m, 1H), 2.81 (m, 1H), 2.65 (dd,  $J = 18.3, 6.6$  Hz, 1H), 2.40 (s, 3H), 2.35-2.17 (m, 4H), 2.06 (dd,  $J = 18.7, 2.2$  Hz, 1H), 1.88 (m, 1H), 1.71 (m, 2H), 1.26 (m, 1H);  $^{13}\text{C}$  NMR (100 MHz,  $\text{CDCl}_3$ )  $\delta$  209.1, 178.7, 143.5, 137.8, 135.7, 129.9, 127.1, 57.9, 43.7, 42.6, 38.9, 31.6, 29.9, 26.6, 21.6, 18.8; HRMS-FAB  $m/z$   $[\text{M}-\text{H}]^+$  calcd for  $\text{C}_{18}\text{H}_{20}\text{NO}_3\text{S}$  330.1164, found 330.1153.

**8-Methoxydodec-11-en-6-ynoic acid.**<sup>27,28</sup> A 25-mL two-necked flask equipped with a rubber septum and gas inlet adapter was charged with Dess-Martin periodinane (520 mg, 1.23 mmol, 1.2 equiv) and dichloromethane (4.5 mL). A separate 25-mL pear flask containing alcohol **24** (215 mg, 1.02 mmol, 1.0 equiv) in 1.0 mL dichloromethane was cannulated into the reaction flask followed by a dichloromethane (0.5 mL) rinse. The reaction mixture was stirred at room temperature for 1 h, diluted with 15 mL diethyl ether, and transferred to an Erlenmeyer flask containing 15 mL of a saturated sodium bicarbonate solution and 3 g of sodium thiosulfate, and stirred for 5 min. The organic layer was washed with 50 mL of saturated sodium bicarbonate, 50 mL of water, dried with magnesium sulfate, filtered, and concentrated to yield 176 mg (83%) of the desired aldehyde as a yellow oil: IR (neat) 3076, 2937, 2863, 2821, 2721, 2227, 1725, 1641  $\text{cm}^{-1}$ ;  $^1\text{H}$  NMR (400 MHz,  $\text{CDCl}_3$ ) 9.77 (m, 1H), 5.81 (ddt,  $J = 17.0, 10.4, 6.6$  Hz 1H), 5.03 (dd,  $J = 17.2, 1.5$  Hz, 1H), 4.95 (dd,  $J = 10.2, 1.1$  Hz, 1H), 3.92 (tt,  $J = 6.6, 1.8$  Hz, 1H), 3.38 (s, 3H), 2.46 (td,  $J = 7.3, 1.6$  Hz, 2H), 2.26 (td,  $J = 7.0, 1.5$  Hz, 2H), 2.18 (q,  $J = 7.3$  Hz, 2H), 1.76 (m, 4H), 1.56 (m, 2H);  $^{13}\text{C}$  NMR (100 MHz,  $\text{CDCl}_3$ )  $\delta$  202.3, 137.8, 115.0, 85.7, 79.2, 70.8, 56.2, 43.3, 35.0, 29.5, 28.1, 21.2, 18.5; HRMS-FAB  $m/z$   $[\text{M}-\text{H}]^+$  calcd for  $\text{C}_{13}\text{H}_{19}\text{O}_2$  207.1385, found 207.1404.

A 50-mL round-bottomed flask containing the previous prepared aldehyde (123 mg, 0.59 mmol, 1.0 equiv) was equipped with a rubber septum and gas inlet needle. Dimethylformamide (7 mL) was added followed by Oxone (363 mg, 0.59 mmol, 1.0 equiv) and the reaction was stirred at room temperature for

two hours. The reaction mixture was added to a separatory funnel containing ethyl acetate (30 mL) and 1.0 M hydrochloric acid (30 mL). The aqueous layer was removed and extracted with 50 mL ethyl acetate, and the combined organic layers were washed with 1.0 M hydrochloric acid (5 x 50 mL) and brine (50 mL), dried with magnesium sulfate, filtered, and concentrated to yield 143 mg (108%) of the desired carboxylic acid as a yellow oil that was used without further purification: IR (neat) 3077, 2937, 2867, 2650, 2230, 1711, 1648,  $\text{cm}^{-1}$ ;  $^1\text{H}$  NMR (400 MHz,  $\text{CDCl}_3$ )  $\delta$  5.81 (ddt,  $J = 17.2, 10.2, 6.6$  Hz, 1H), 5.04 (dq,  $J = 17.0, 1.8$  Hz, 1H), 4.97 (dm,  $J = 11.0$  Hz, 1H), 3.92 (tt,  $J = 6.6, 1.8$  Hz, 1H), 3.38 (s, 3H), 2.94 (d,  $J = 30.4$  Hz, 3H), 2.38 (t,  $J = 7.5$  Hz, 2H), 2.26 (td,  $J = 7.0, 1.9$  Hz, 2H), 2.20 (m, 2H), 1.76 (m, 4H), 1.57 (m, 2H);  $^{13}\text{C}$  NMR (100 MHz,  $\text{CDCl}_3$ )  $\delta$  179.1, 137.9, 115.1, 85.9, 79.1, 70.8, 56.2, 35.0, 33.6, 29.5, 28.1, 23.9, 18.5; HRMS-FAB  $m/z$   $[\text{M}-\text{H}]^+$  calcd for  $\text{C}_{13}\text{H}_{19}\text{O}_3$  223.1334, found 223.1351.

**8-Methoxydodec-11-en-6-ynoic acid dicobalt hexacarbonyl complex (61).** According to the general procedure, combination of the carboxylic acid resulting from oxidation of alcohol **24** (52 mg, 0.23 mmol, 1.0 equiv), dichloromethane (1 mL), and dicobalt octacarbonyl (95 mg, 0.28 mmol, 1.2 equiv) then 31 mg, 0.09 mmol, 0.4 equiv) followed by direct addition to a 12 g silica gel column and eluted with 15-100% diethyl ether in petroleum ether yielded 62 mg (52%) of **61** as a dark red oil:  $^1\text{H}$  NMR (400 MHz,  $\text{CDCl}_3$ )  $\delta$  10.8 (br s, 1H), 5.85 (m, 1H), 5.05 (m, 2H), 4.27 (m, 1H), 3.48 (s, 3H), 2.86 (br s, 2H), 2.26 (m, 2H), 1.79 (m, 6H), 1.28 (m, 2H);  $^{13}\text{C}$  NMR (100 MHz,  $\text{CDCl}_3$ )  $\delta$  200.1, 137.8, 115.5, 98.3, 81.1, 67.0, 58.8, 37.1, 33.7, 30.4, 22.4, 15.3, 14.2.

**9,18-Dibut-3-enyl-1,10-dioxacyclooctadeca-7,16-diyne-2,11-dione dicobalt hexacarbonyl complex (62).** According to the general procedure, combination of cobalt-complexed alkyne **61** (62 mg, 0.12 mmol, 1.0 equiv), dichloromethane (6 mL), and tetrafluoroboric acid (54% in diethyl ether, 17  $\mu\text{L}$ , 0.12 mmol, 1.0 equiv) at 0  $^\circ\text{C}$  for 1 h followed by the aqueous workup and addition to a sintered glass funnel filled with silica gel and eluted with 10% diethyl ether in petroleum ether until the solution ran clear and concentration afforded 10 mg (9%) of **62** as a dark red oil:  $^1\text{H}$  NMR (400 MHz,  $\text{CDCl}_3$ )  $\delta$  6.03

(m, 2H), 5.84 (m, 2H), 5.03 (m, 4H), 2.80 (m, 4H), 2.55-2.19 (m, 6H), 2.01-1.54 (m, 14H); <sup>13</sup>C NMR (100 MHz, CDCl<sub>3</sub>) δ 199.7, 172.5, 137.1, 125.6, 115.7, 99.3, 72.8, 35.8, 34.3, 33.3, 31.5, 30.2, 25.2.

**Acknowledgment.** We thank Research Corporation and Smith College for generous financial support. M.M.Q. would like to thank Pfizer for a summer undergraduate research fellowship. We thank Amanda Freeman and Kate Whitesell for investigating the use of chiral amine promoters in the Pauson-Khand reaction. We thank the reviewers for helpful suggestions to improve the clarity and overall quality of this manuscript. We thank Dr. Charles Amass (Smith College) for assistance with NMR experiments, Dr. Mohini Kulp (Smith College) and the Center for Proteomics for assistance with MS experiments, and Dr. Stephen J. Eyles (University of Massachusetts, Amherst) and the University of Massachusetts Mass Spectrometry Facility which is supported, in part, by the National Science Foundation for assistance with HRMS experiments.

**Supporting Information Available.** General experimental details, materials, references to compounds previously reported in the literature, experimental procedures for all new compounds, 1D <sup>1</sup>H NMR spectra for compounds **20-33**, **39-47**, **51**, and **61-62**, and difference NOE and COSY spectra for **27**, **28**, **42**. This material is available free of charge via the Internet at <http://pubs.acs.org>.

## References.

---

<sup>1</sup> For a review, see Aubert, C.; Fensterbank, L.; Gandon, V.; Malacria, M. *Topics in Organometallic Chemistry* **2006**, *19*, 259-294.

<sup>2</sup> For a review of tandem Nicholas/Pauson-Khand reactions, see Pérez-Castells, J. *Topics in Organometallic Chemistry* **2006**, *19*, 207-257.

<sup>3</sup> a) Jamison, T. F.; Shambayati, S.; Crowe, W. E.; Schreiber, S. L. *J. Am. Chem. Soc.* **1997**, *119*, 4353-4363. b) Jamison, T. F.; Shambayati, S.; Crowe, W. E.; Schreiber, S. L. *J. Am. Chem. Soc.* **1994**, *116*, 5505-5506.

<sup>4</sup> For preliminary reports from our lab, see a) Quintal, M. M.; Closser, K. D.; Shea, K. M. *Org. Lett.* **2004**, *6*, 4949-4952. b) Shea, K. M.; Closser, K. D.; Quintal, M. M. *J. Org. Chem.* **2005**, *70*, 9088-9091.

<sup>5</sup> For reviews, see a) Shea, K. M. In *Name Reactions for Homologations-1*; Li, J. J., Ed.; Wiley: Hoboken, NJ 2009; pp 284-298. b) Diaz, D. D.; Betancort, J. M.; Martin, V. S. *Synlett* **2007**, 343-359. c) Teobald, B. J. *Tetrahedron* **2002**, *58*, 4133-4170.

- 
- <sup>6</sup> Sly, W. G. *J. Am. Chem. Soc.* **1959**, *81*, 18-20.
- <sup>7</sup> a) Iwasawa, N.; Inaba, K.; Nakayama, S.; Aoki, M. *Angew. Chem. Int. Ed.* **2005**, *44*, 7447-7450. b) Yang, Z.-Q.; Geng, X.; Solit, D.; Pratilas, C. A.; Rosen, N.; Danishefsky, S. J. *J. Am. Chem. Soc.* **2004**, *126*, 7881-7889.
- <sup>8</sup> Hamajima, A.; Isobe, M. *Org. Lett.* **2006**, *8*, 1205-1208.
- <sup>9</sup> For a communication from our lab containing several examples of endocyclic intramolecular Nicholas reactions with alcohol nucleophiles, see reference 4a.
- <sup>10</sup> For examples of intermolecular and exocyclic intramolecular Nicholas reactions with amine nucleophiles, see a) Hernández, J. N.; Ramírez, M. A.; Rodríguez, M. L.; Martín, V. S. *Org. Lett.* **2008**, *10*, 2349-2352. b) Roy, S. K.; Basak, A. *Chem. Commun.* **2006**, 1646-1648. c) Roth, K. D.; Mueller, U. *Tetrahedron Lett.* **1993**, *34*, 2919-2922.
- <sup>11</sup> Betancort, J. M.; Rodriguez, C. M.; Martin, V. S. *Tetrahedron Lett.* **1998**, *39*, 9773-9776.
- <sup>12</sup> For a preliminary report from our lab detailing inter- and intramolecular Nicholas reactions with carboxylic acid nucleophiles, see reference 4b.
- <sup>13</sup> For reviews, see a) Strübing, D.; Beller, M. *Topics in Organometallic Chemistry* **2006**, *18*, 165-178. b) Laschat, S.; Becheanu, A.; Bell, T.; Baro, A. *Synlett* **2005**, 2547-2570. c) Brummond, K. M.; Kent, J. L. *Tetrahedron* **2000**, *56*, 3263-3283.
- <sup>14</sup> For a review of cyclic cobalt-complexed alkynes, see Green, J. R. *Cur. Org. Chem.* **2001**, *5*, 809-826.
- <sup>15</sup> a) Liu, T.-Z.; Li, J.-M.; Isobe, M. *Tetrahedron* **2000**, *56*, 10209-10219. b) Yenjai, C.; Isobe, M. *Tetrahedron* **1998**, *54*, 2509-2520.
- <sup>16</sup> Shambayati, S.; Crowe, W. E.; Schreiber, S. L. *Tetrahedron Lett.* **1990**, *31*, 5289-5292.
- <sup>17</sup> Sugihara, T.; Yamada, M.; Ban, H.; Yamaguchi, M.; Kaneko, C. *Angew. Chem. Int. Ed.* **1997**, *36*, 2801-2804.
- <sup>18</sup> The diastereomeric ratios for all Pauson-Khand products were determined by <sup>1</sup>H NMR. Major and minor isomers were assigned using COSY and difference NOE NMR experiments.
- <sup>19</sup> Results for all of the Pauson-Khand conditions are available in reference 4a.
- <sup>20</sup> Denmark, S. E.; Yang, S.-M. *J. Am. Chem. Soc.* **2002**, *124*, 2102-2103.
- <sup>21</sup> This is a known compound, see Marino, J. P.; Nguyen, H. N. *J. Org. Chem.* **2002**, *67*, 6291-6296.
- <sup>22</sup> Suhihara, T.; Yamada, M.; Yamaguchi, M.; Nishizawa, M. *Synlett* **1999**, 771-773.
- <sup>23</sup> For a review, see Hughes, D. L. *Org. Prep. Proced. Int.* **1996**, *28*, 127-164.
- <sup>24</sup> Bach, T.; Kather, K. *J. Org. Chem.* **1996**, *61*, 7642-7643.
- <sup>25</sup> Valle, C. P. d.; Milet, A.; Gimbert, Y.; Greene, A. E. *Angew. Chem. Int. Ed.* **2005**, *44*, 5717-5719.
- <sup>26</sup> a) Kerr, W. J.; Lindsay, D. M.; Rankin, E. M.; Scott, J. S.; Watson, S. P. *Tetrahedron Lett.* **2000**, *41*, 3229-3233. b) Derdau, V.; Laschat, S.; Jones, P. G. *Heterocycles* **1998**, *48*, 1445-1448.
- <sup>27</sup> Dess, D. B.; Martin, J. C. *J. Am. Chem. Soc.* **1991**, *113*, 7277-7287.

- 
- <sup>28</sup> Travis, B. R.; Sivakumar, M.; Hollist, G. O.; Borhan, B. *Org. Lett.* **2003**, *5*, 1031-1034.
- <sup>29</sup> The structure of cobalt-alkyne complex **55** was not unambiguously assigned by NMR spectroscopy because the material was used immediately in the subsequent Nicholas reaction. Due to the similarity in TLC behavior to all of the other cobalt-alkyne complexes prepared in our lab, we are confident that **55** was successfully synthesized.
- <sup>30</sup> The structure of diolide **56** could not be unambiguously assigned by NMR spectroscopy due to the presence of paramagnetic cobalt impurities even after purification by column chromatography. We are confident in the formation of this compound due to the similar TLC behavior and general <sup>1</sup>H NMR features (very broad peaks) in comparison to diolides **59** and **62**.
- <sup>31</sup> The structure of the *trans* isomer of **59** was confirmed by X-ray single crystal analysis; see reference 4b.
- <sup>32</sup> (a) Christoffers, J.; Oertling, H.; Fischer, P.; Frey, W. *Tetrahedron* **2003**, *59*, 3769-3778. (b) Shiina, I.; Mukaiyama, T. *Chem. Lett.* **1994**, 677-680. (c) Mukaiyama, T.; Izumi, J.; Miyashita, M.; Shiina, I. *Chem. Lett.* **1993**, 907-910. (d) White, J. D.; Green, N. J.; Fleming, F. F. *Tetrahedron Lett.* **1993**, *34*, 3515-3518.
- <sup>33</sup> For procedures that minimize or eliminate diolide formation, see: (a) Kinoshita, H.; Shinokubo, H.; Oshima, K. *Angew. Chem. Int. Ed.* **2005**, *44*, 2397-2400. (b) Molander, G. A.; Dehmel, F. *J. Am. Chem. Soc.* **2004**, *126*, 10313-10318. (c) Ashfeld, B. L.; Miller, K. A.; Martin, S. F. *Org. Lett.* **2004**, *6*, 1321-1324. (d) Ishihara, K.; Kubota, M.; Kurihara, H.; Yamamoto, H. *J. Org. Chem.* **1996**, *61*, 4560-4567.