

6-1-2010

# The Yao Graph $Y_6$ is a Spanner

Joseph O'Rourke

*Smith College*, [jorourke@smith.edu](mailto:jorourke@smith.edu)

Follow this and additional works at: [https://scholarworks.smith.edu/csc\\_facpubs](https://scholarworks.smith.edu/csc_facpubs)

 Part of the [Computer Sciences Commons](#), and the [Geometry and Topology Commons](#)

---

## Recommended Citation

O'Rourke, Joseph, "The Yao Graph  $Y_6$  is a Spanner" (2010). *Computer Science: Faculty Publications*. 33.  
[https://scholarworks.smith.edu/csc\\_facpubs/33](https://scholarworks.smith.edu/csc_facpubs/33)

This Article has been accepted for inclusion in Computer Science: Faculty Publications by an authorized administrator of Smith ScholarWorks. For more information, please contact [scholarworks@smith.edu](mailto:scholarworks@smith.edu)

# The Yao Graph $Y_6$ is a Spanner

Joseph O'Rourke\*

March 19, 2010

## Abstract

We prove that  $Y_6$  is a spanner.  $Y_6$  is the Yao graph on a set of planar points, which has an edge from each point  $x$  to a closest point  $y$  within each of the six angular cones of  $60^\circ$  surrounding  $x$ .

## 1 Overview

The *Yao graph* [Yao82]  $Y_k$  is a geometric graph on a finite set of points  $S$  in the plane, defined for an integer  $k \geq 1$  as follows. Around each point  $x \in S$ ,  $k$  sectors are defined by  $k$  equally-spaced rays from  $x$ , starting with a horizontal ray along the  $+x$  axis. The directed graph  $\vec{Y}_k$  connects  $x$  to a closest point  $y$  in each sector with a directed edge  $\vec{xy}$ . Closeness is measured by the Euclidean metric,  $|xy|$ .  $Y_k$  is the undirected version of  $\vec{Y}_k$ .

A graph  $G$  is a *spanner* for  $S$  if, for any pair of points  $x, y \in S$ , the length of a shortest path between  $x$  and  $y$  in  $G$  is at most a constant  $t$  times the Euclidean distance  $|xy|$ .

It is now known that  $Y_1$ ,  $Y_2$ , and  $Y_3$  are not spanners, and that  $Y_4$  and all  $Y_k$  for  $k \geq 7$  are spanners. We refer to [BDD<sup>+</sup>10] for history and references. In this note we show that  $Y_6$  is a spanner.

Let  $p(x, y)$  be the length of a shortest path in  $Y_6$  from  $x$  to  $y$ . In particular we prove:

**Theorem 1** *For any two points  $a, b \in S$ ,  $p(a, b) \leq t|ab|$ , where  $t$  is a constant independent of  $S$ . In particular, the claim holds for  $t = 20.4$ .*

The proof is by induction on the length  $|ab|$ . We imagine sorting the  $\binom{n}{2}$  distances determined by points in  $S$ . At any stage in the induction proof for the pair of points  $(a, b)$ , we have established the theorem for all distances strictly smaller than  $|ab|$ , and we seek to establish that  $p(a, b) \leq t|ab|$ .

Let  $Q_i(a)$  be the half-open cone of angle  $60^\circ$  with apex at  $a$ , including the angle range  $[i, (i+1)60^\circ]$ ,  $i = 0, \dots, 5$ , where angles are measured counterclockwise from the  $+x$  axis.  $\vec{Y}_6$  includes exactly one directed edge from  $a$  to a closest point

---

\*Department of Computer Science, Smith College, Northampton, MA 01063, USA. orourke@cs.smith.edu.

in  $Q_i(a)$ . If there are several equally-closest points within  $Q_i(a)$ , then ties are broken arbitrarily.

### 1.1 Base Case

**Lemma 2 (Base)** *If  $(a, b)$  is a closest pair of points, then  $\vec{ab} \in \vec{Y}_6$  and so  $p(a, b) = |ab|$ .*

**Proof:** Without loss of generality let  $b \in Q_0(a)$ . If  $\vec{ab} \in \vec{Y}_6$ , then the lemma has been established. So assume that  $\vec{ab} \notin \vec{Y}_6$ ; we will derive a contradiction. Because  $\vec{ab} \notin \vec{Y}_6$ , there must be another point  $c \in Q_0(a)$  such that  $\vec{ac} \in \vec{Y}_6$ . Because  $(a, b)$  is a closest pair, it must be that  $|ac| = |ab|$ . Let  $\alpha_1$  and  $\alpha_2$  be the angles that  $ab$  and  $ac$  make with the horizontal respectively. Because both  $\alpha_1, \alpha_2 \in [0, 60^\circ)$ , necessarily  $|\alpha_1 - \alpha_2| < 60^\circ$ . Thus  $|bc| < |ab| = |ac|$ , contradicting the assumption that  $(a, b)$  is a closest pair. So in fact it must be that  $\vec{ab} \in \vec{Y}_6$ , and the lemma is established.  $\square$

### 1.2 Main Idea of Proof

It was already established [BDD<sup>+</sup>10] that  $Y_7$  is a spanner; the sector angles for  $Y_7$  are  $51.4^\circ$ . The main idea of our proof of Theorem 1 is to partition the  $60^\circ$ -sectors of  $Y_6$  into peripheral cones of angle  $\delta$ , for some fixed  $\delta \in (0, 30^\circ)$ , leaving a central sector of angle  $60^\circ - 2\delta$ . We will use  $\delta = 5^\circ$  throughout; see Figure 1. When a  $Y_6$  edge falls inside the central sector, induction will

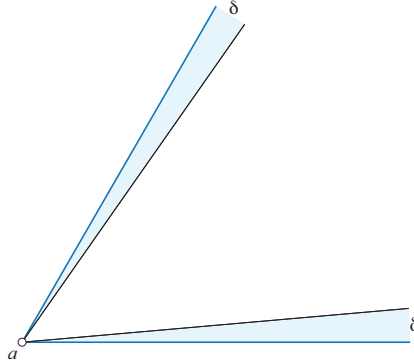


Figure 1: The  $\delta$ -cones for  $Q_0(a)$ .

apply, because an edge within the central sector makes definite progress toward the goal in that sector, ensuring that the remaining distance to be covered is strictly smaller than the original. This leaves  $Y_6$  edges falling within the  $\delta$ -cones, at nearly  $60^\circ$  multiples. Such edges could conceivably not make progress toward the goal. For example, following one edge of an equilateral triangle leaves one exactly as far away from the other corner as at the start. However, we will

see that when all relevant edges fall with the  $\delta$ -cones near  $60^\circ$ , the restricted geometric structure ensures that progress toward the goal is indeed made, and again induction applies.

## 2 Triangle Lemma

The primary induction step relies on an elementary triangle lemma. We are seeking to bound the length of a path from  $a$  to  $b$ , and the  $\overrightarrow{Y_6}$  edge from  $a$  within the sector that includes  $b$  is  $\overrightarrow{ac}$ . We want to apply the induction hypothesis to the path from  $c$  to  $b$ . The basic geometry is illustrated in Figure 2. Here is the

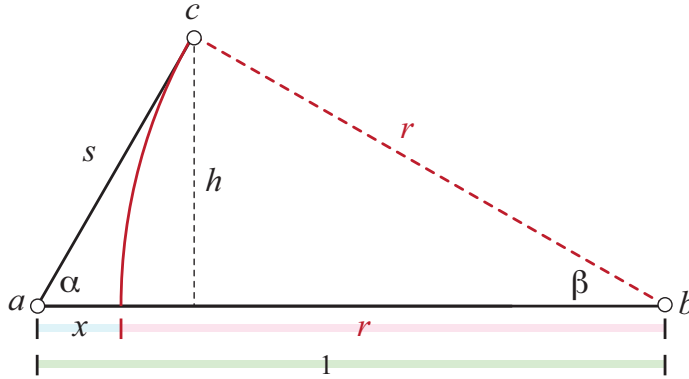


Figure 2: Notation for triangle  $\triangle abc$ . Here the dimensions have been normalized so that  $|ab| = 1$ .

key lemma.

**Lemma 3 (Triangle)** *Let  $\triangle abc$  be labeled as in Figure 2, with  $\alpha \leq 60^\circ$  and  $\beta \leq 60^\circ$ . Let  $\delta$  be a fixed positive angle strictly smaller than  $30^\circ$ . Then, if either  $\alpha$  or  $\beta$  is bounded away from  $60^\circ$  by  $\delta$ , that is, if  $\alpha < 60^\circ - \delta$  or if  $\beta < 60^\circ - \delta$ , then the ratio  $s/x$  is less than some constant  $t$  dependent only on  $\delta$ .*

For  $\delta = 5^\circ$ , we will see that  $t = 20.4$  suffices. Half of Lemma 3 follows from Lemma 10 in [BDD<sup>+</sup>10], but we will derive it separately to make this note self-contained. In some sense the only novelty in this note is extending that Lemma 10 to apply when either  $\alpha$  or  $\beta$  is bounded away from  $60^\circ$ .

We defer a proof of Lemma 3 to Section 4, and here provide only the intuition. If  $\alpha = \beta = 60^\circ$ , then  $x = 0$  and  $s/x$  is unbounded. When either  $\alpha$  or  $\beta$  is bounded away from  $60^\circ$  by  $\delta$ , then  $x$  is bounded away from zero, and because  $s$  itself is bounded ( $s = |ac| \leq |ab|$ ), the ratio  $s/x$  is bounded by a constant  $t$ .

With this lemma available, induction is possible, as follows.

**Lemma 4 (Induction Step)** *In the situation described in Lemma 3, if  $ac \in Y_6$ , then we may use induction on  $p(c, b)$  to conclude that  $p(a, b) \leq t|ab|$ .*

**Proof:** Using the notation in Lemma 3, we know that  $x > 0$  (because at least one of  $\alpha$  or  $\beta$  is strictly smaller than  $60^\circ$ ). Because  $x = 1 - r$ ,  $r < 1$  in the normalized triangle. Thus  $|cb| < |ab|$ , and we may apply induction to bound  $p(c, b)$ . We apply Lemma 3 to bound  $|ac|$  in terms of  $x$ : since  $|ac|/x < t$ ,  $|ac| < tx$ .

$$\begin{aligned} p(a, b) &\leq |ac| + p(c, b) \\ &\leq tx + t|cb| \\ &= t(x + |cb|) \\ &= t|ab| \end{aligned}$$

□

We will henceforth use the symbol  $\boxed{\text{Induct}}$  as shorthand for applying Lemma 4 to a triangle equivalent to that in Figure 2.

### 3 Proof of Theorem 1

The proof of Theorem 1 handles the cases where  $Y_6$  edges from  $a$  or from  $b$  fall in the central portion of the relevant sectors, and so satisfy Lemma 3, and so Lemma 4 applies. After exhausting all these cases, we are left in a very special situation, for which induction may also be applied (for different reasons).

Let  $b \in Q_0(a)$  without loss of generality. If  $\vec{ab} \in \vec{Y}_6$ , then  $p(a, b) = |ab|$  and we are finished.

Assuming otherwise, there must be a point  $c \in Q_0(a)$  such that  $\vec{ac} \in \vec{Y}_6$  and  $|ac| \leq |ab|$ . For the remainder of the proof, we are in this situation, with  $ac \in Y_6$  and  $|ac| \leq |ab|$ . The proof now partitions into two three parts: (1) when only  $Q_0(a)$  is relevant and leads to  $\boxed{\text{Induct}}$ ; (2) when  $Q_2(b)$  leads to  $\boxed{\text{Induct}}$ ; (3) when we fall into the final special situation.

**(1) The  $Q_0(a)$  Sector.** Consider  $\triangle abc$  as previously illustrated in Figure 2.

If either  $b$  or  $c$  is not in one of the  $\delta$ -cones of  $Q_0(a)$ , then  $\alpha = \angle bac < 60^\circ - \delta$ .

$\boxed{\text{Induct.}}$

So now assume that both  $b$  and  $c$  lie in  $\delta$ -cones of  $Q_0(a)$ .

If they both lie within the same  $\delta$ -cone (Figure 3(a)), then again  $\alpha$  is small:

$\boxed{\text{Induct.}}$

So without loss of generality let  $b$  lie in the lower  $\delta$ -cone, and  $c$  in the upper  $\delta$ -cone of  $Q_0(a)$ ; see Figure 3(b).

**(2) The  $Q_2(b)$  Sector.** Now we consider  $Q_2(b)$ , the sector with apex at  $b$  aiming back toward  $a$ . See Figure 4.

Because  $b$  may subtend an angle as large as  $\delta$  at  $a$  with horizontal, the “upper  $2\delta$ -cone” of  $Q_2(b)$  becomes the relevant region. If  $c$  is not in the upper  $2\delta$ -cone of  $Q_2(b)$  (as in Figure 4), then  $\triangle abc$  satisfies Lemma 3 with  $\beta < 60^\circ - \delta$ :

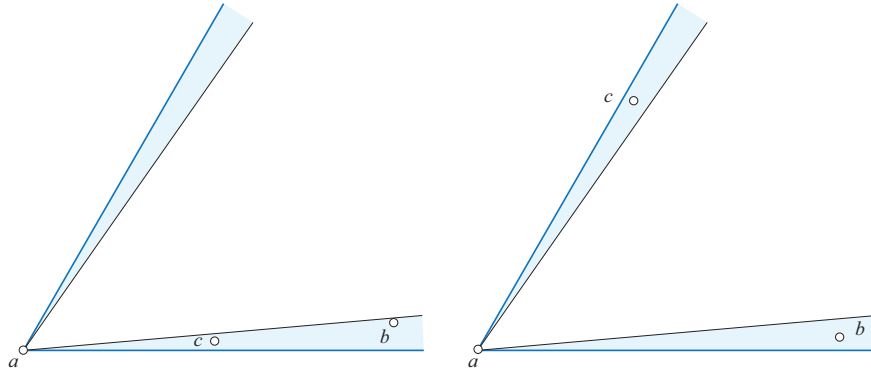


Figure 3: (a)  $b$  and  $c$  in the same  $\delta$ -cone.  $b$  and  $c$  in different  $\delta$ -cones.

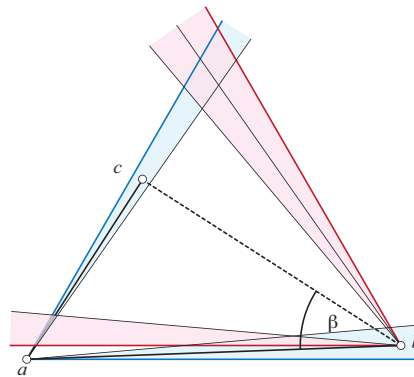


Figure 4:  $Q_0(a)$  and  $Q_2(b)$ . Here  $\beta$  is small.

**Induct.** Note that this conclusion follows even if  $c$  is in the small region outside of  $Q_2(b)$ : the angle  $\beta$  at  $b$  is then very small.

Let  $d \in Q_2(b)$  be the point such that  $\vec{bd} \in \vec{Y}_6$ . We now consider possible locations for  $d$ .

If  $d = c$ , then  $p(a, b, ) \leq |ac| + |cb| \leq 2|ab|$ , and we are finished. So assume henceforth that  $d$  is distinct from  $c$ .

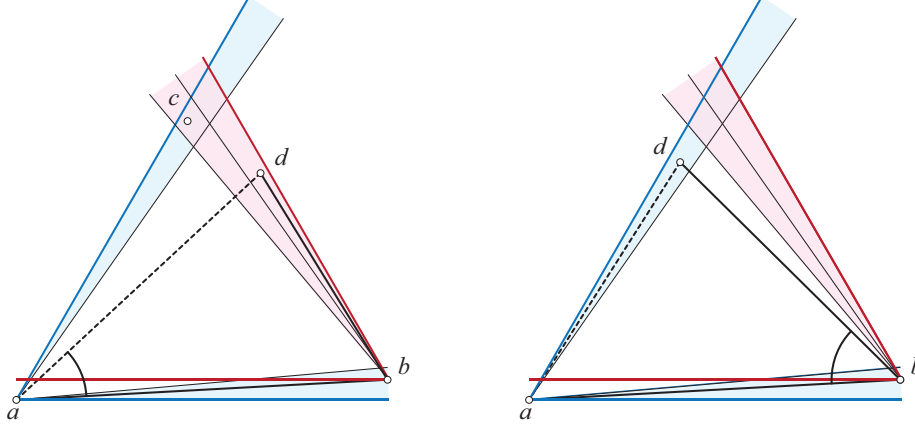


Figure 5: (a)  $d$  not in the upper  $\delta$ -cone of  $Q_0(a)$ :  $\angle bad$  is small. (b)  $d$  not in the upper  $2\delta$ -cone of  $Q_2(b)$ :  $\angle abd$  is small.

If  $d$  is not in the upper  $\delta$ -cone of  $Q_0(a)$  (Figure 5(a)), then  $\triangle abd$  satisfies Lemma 3 with the roles of  $a$  and  $b$  reversed:  $bd$  takes a step toward  $a$ , with the angle at  $a$  satisfying  $\angle bad < 60^\circ - \delta$ : **Induct.**

If  $d$  is not in the upper  $2\delta$ -cone of  $Q_2(b)$  (Figure 5(b)), then  $\triangle abd$  satisfies Lemma 3 again with the roles of  $a$  and  $b$  reversed and this time the angle at  $b$  bounded away from  $60^\circ$ ,  $\angle abd < 60^\circ - \delta$ : **Induct.**

**(3) Remaining Situation.** So now we are left in the following situation, with  $\vec{ac} \in \vec{Y}_6$  and  $\vec{bd} \in \vec{Y}_6$ :

- $b$  is in the lower  $\delta$ -cone of  $Q_0(a)$ .
- $c \neq d$ .
- $c$  is in the upper  $\delta$ -cone of  $Q_0(a)$ .
- $d$  is in the upper  $\delta$ -cone of  $Q_0(a)$ .
- $c$  is in the upper  $2\delta$ -cone of  $Q_2(b)$ .
- $d$  is in the upper  $2\delta$ -cone of  $Q_2(b)$ .

These constraints together imply that  $c$  and  $d$  are close to one another, as  $cabd$  almost forms an equilateral triangle; see Figure 6. In order to apply induction, we need to show that  $|cd| < |ab|$ . Rather than establish this for an

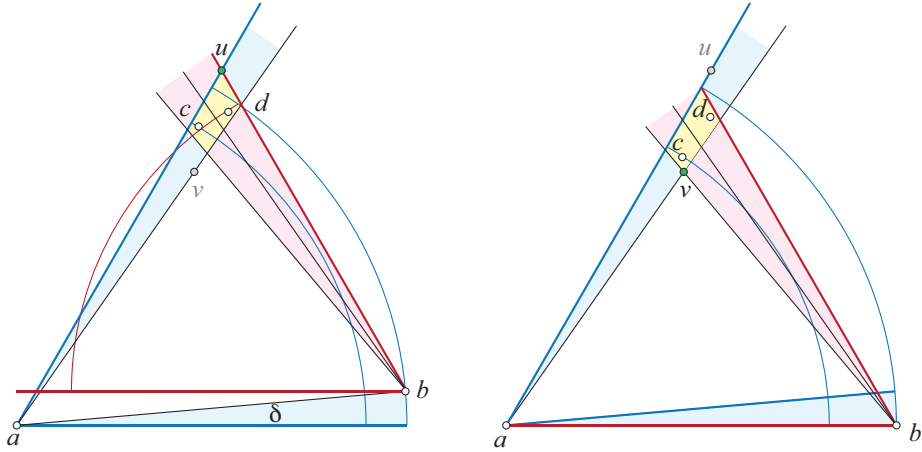


Figure 6: (a)  $b$  is at the top edge of the  $\delta$ -cone of  $Q_0(a)$ . (b)  $b$  is on the bottom edge of the same  $\delta$ -cone. Points  $u$  and  $v$  are used in the proof of Lemma 5.

arbitrary  $\delta$ , when it seems the computations become complex, we opt to fix  $\delta = 5^\circ$ , and then claim:

**Lemma 5** *For  $\delta = 5^\circ$ , in the situation described above and illustrated in Figure 6,*

$$|cd| < (0.27)|ab| .$$

The proof is deferred to Section 5.

We know that  $|ac| \leq |ab|$  because both  $c$  and  $b$  are in  $Q_0(a)$  and  $\vec{ac} \in \vec{Y}_6$ . We know that  $|bd| < |bc|$  because both  $c$  and  $d$  are in  $Q_2(b)$  and  $\vec{bd} \in \vec{Y}_6$ .

We can see that  $|bc| \leq |ab|$  from Figure 7; so  $|bd| \leq |ab|$ .

So in this special situation (illustrated in Figure 6), we have

$$\begin{aligned}
 p(a, b) &\leq |ac| + p(c, d) + |bd| \\
 &\leq 2|ab| + p(c, d) \\
 &\leq 2|ab| + t|cd| \\
 &\leq 2|ab| + t(0.27)|ab| \\
 &\leq 2|ab| + (7.97)|ab| \\
 &\leq (2 + 7.97)|ab| \\
 &< t|ab|
 \end{aligned}$$

where we have applied Lemma 5 to bound  $|cd|$  and used the explicit value  $t = 20.4$  to conclude that  $9.97 < t$ .

This completes the proof of Theorem 1.



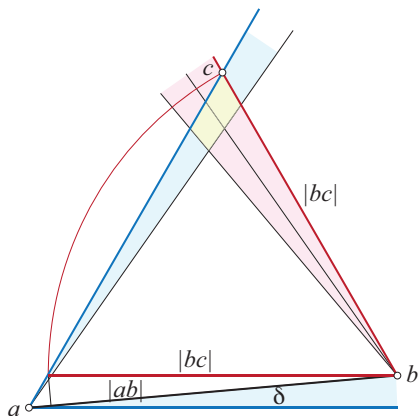


Figure 7: The furthest  $c$  could be from  $b$  occurs when  $c$  lies at the upper extreme boundaries of both the  $Q_0(a)$  sector and the  $Q_2(b)$  sector. In this situation,  $|bc| \leq |ab|$ .

## 4 Proof of Triangle Lemma 3

First we show how half of Lemma 3 follows from Lemma 10 in [BDD<sup>+</sup>10]. That lemma says that, for  $\alpha$  bounded less than  $60^\circ$ ,

$$|cb| \leq |ab| - |ac|/t.$$

Using the notation in Figure 2, with  $|ab| = 1$ , this is equivalent to

$$\begin{aligned} r &\leq 1 - s/t \\ tr &\leq t - s \\ s &\leq t(1 - r) \\ s/x &\leq t \end{aligned}$$

The last line is the claim of Lemma 3. The value of  $t$  established in [BDD<sup>+</sup>10] is strictly greater than the value we derive here, due to an approximation made in the proof of that Lemma 10 not employed below.

Rather than rely on the above, we offer an independent proof of Lemma 3, which establishes both directions (when  $\alpha$  is bounded less than  $60^\circ$ , and when  $\beta$  is bounded less than  $60^\circ$ ), using the following calculation:

**Lemma 6** *Let  $\triangle abc$  be labeled as in Figure 2, with  $\alpha \leq 60^\circ$  and  $\beta \leq 60^\circ$ . Then, with  $x = |ab| - |bc|$  and  $s = |ac|$ ,*

$$\frac{s}{x} = \frac{\cos(\beta/2)}{\cos(\alpha + \beta/2)}.$$

**Proof:** Normalize the triangle so that  $|ab| = 1$ ; this does not alter the quantity we seek to compute,  $s/x$ . Let  $|ac| = s$  and  $|bc| = r$  to simplify notation. Then  $x = 1 - r$ , and  $x \geq 0$  because  $\beta \leq 60^\circ$ . Computing the altitude  $h$  of  $\triangle abc$  in two ways yields

$$s \sin(\alpha) = r \sin(\beta) .$$

Also projections onto  $ab$  yield,

$$s \cos(\alpha) + r \cos(\beta) = 1 .$$

Solving these two equations simultaneously yields expressions for  $r$  and  $s$  as functions of  $\alpha$  and  $\beta$ :

$$r = \frac{\sin \alpha}{\sin \alpha \cos \beta + \cos \alpha \sin \beta}$$

$$s = \frac{\sin \beta}{\sin \alpha \cos \beta + \cos \alpha \sin \beta}$$

Now we can compute  $s/x = s/(1 - r)$  as a function of  $\alpha$  and  $\beta$ . This simplifies to

$$\frac{s}{x} = \frac{\cos(\beta/2)}{\cos(\alpha + \beta/2)} .$$

as claimed. □

Now we would like to use Lemma 6 to compute one upper bound for  $t$  that covers all  $\alpha$  and  $\beta$  possibilities. Rather than prove the bounds analytically, which would be tedious and unrevealing, we justify four claims by graphs of the function derived in Lemma 6.

**Claim 1.** For any fixed  $\alpha < 60^\circ$ , the maximum ratio  $t = s/x$  in Lemma 3 occurs when  $\beta = 60^\circ$ . See Figure 8.

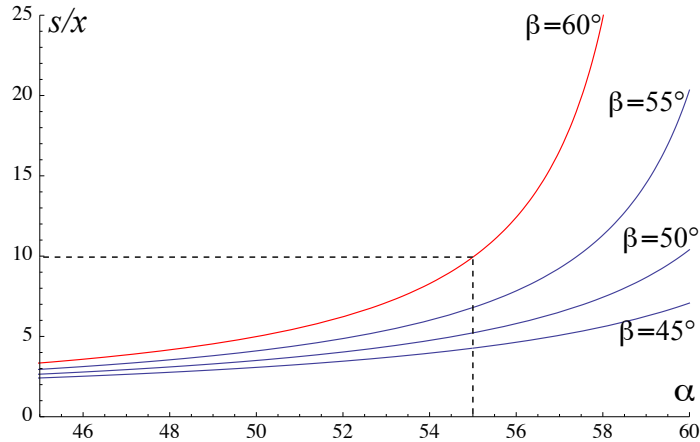


Figure 8: For any value of  $\alpha$ , the largest ratio  $s/x$  occurs when  $\beta = 60^\circ$ .

**Claim 2.** For any fixed  $\beta < 60^\circ$ , the maximum ratio  $t = s/x$  in Lemma 3 occurs when  $\alpha = 60^\circ$ . See Figure 9.

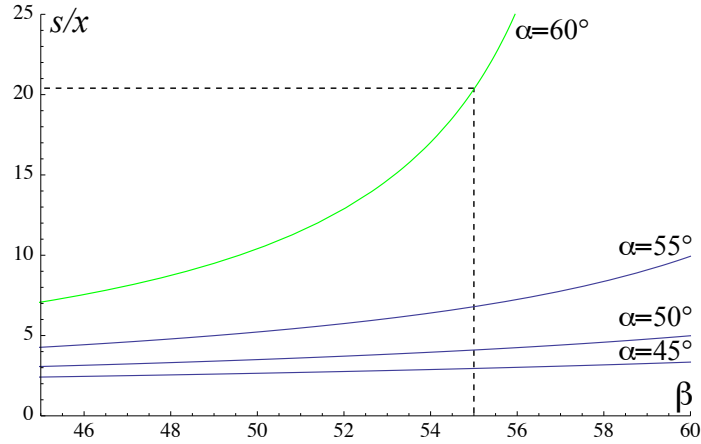


Figure 9: For any value of  $\beta$ , the largest ratio  $s/x$  occurs when  $\alpha = 60^\circ$ .

**Claim 3.** The maximum ratio  $t = s/x$  in Lemma 3, for any  $\delta$ , occurs when  $\alpha = 60^\circ$  and  $\beta = 60^\circ - \delta$ . See Figure 10.

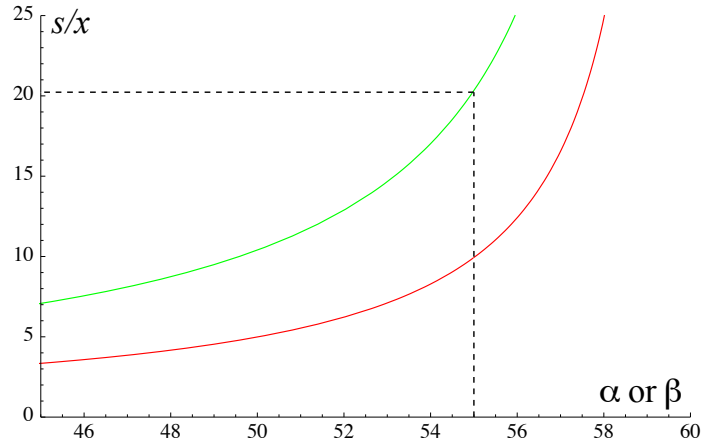


Figure 10: The worst-case curves from Figures 8 and 9.

**Claim 4.** Fixing  $\delta = 5^\circ$ , Figure 10 shows that  $t = 20.335$ . This worst-case value of  $t$  occurs in the triangle shown in Figure 11, when  $\alpha = 60^\circ$  and  $\beta = 55^\circ$ .

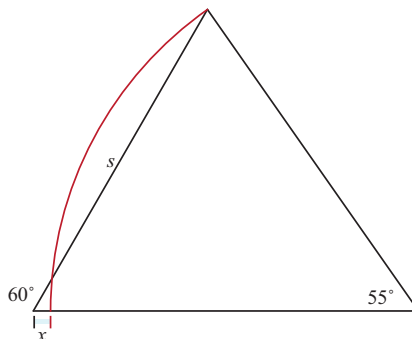


Figure 11: The worst case ratio  $s/x = 20.335$ , when  $\alpha = 60^\circ$  and  $\beta = 55^\circ$ .

## 5 Proof of Lemma 5

Because both  $c$  and  $d$  must lie in the upper  $\delta$ -cone of  $Q_0(a)$  and in the upper  $2\delta$ -cone of  $Q_2(b)$ , they both must lie in the intersection of these cones shaded in Figure 6. Let  $u$  be the highest possible point of this region, over all positions of  $b$ , and let  $v$  be the lowest possible point of this region. These are illustrated in (a) and (b) of the figure respectively. Then we know that  $|cd| \leq |uv|$ . Explicit computation shows that, when all distances are normalized so that  $|ab| = 1$ ,

$$u = (0.5233, 0.9063) \quad (1)$$

$$v = (0.4549, 0.6496) \quad (2)$$

$$|uv| = 0.2656 \quad (3)$$

This distance is in fact realized in Figure 6.

## 6 Conclusion

We made no attempt to optimize the value of  $t$ . Selecting a larger value of  $\delta$  would lower  $t$ , but we did not determine the largest value of  $\delta$  that would suffice to make the argument go through at its last step.

Even were this calculation carried out, this proof would still be far from establishing “the truth.” We conjecture that  $Y_6$  is a spanner for  $t = 2$ .

The case  $Y_5$  is the last Yao graph whose “spanner-hood” has not yet been settled. Given that both  $Y_4$  and  $Y_6$  are both spanners, it is natural to conjecture that  $Y_5$  is also a spanner.

**Acknowledgements.** I thank the authors of [BDD<sup>+</sup>10] for introducing me to the  $Y_6$  problem.

## References

- [BDD<sup>+</sup>10] Prosenjit Bose, Mirela Damian, Karim Douieb, Joseph O'Rourke, Ben Seamone, Michiel Smid, and Stefanie Wurfher.  $\pi/2$ -angle Yao graphs are spanners. arXiv: 1001.2913v1 [cs.CG], January 2010.
- [Yao82] A. C. Yao. On constructing minimum spanning trees in  $k$ -dimensional spaces and related problems. *SIAM J. Comput.*, 11(4):721–736, 1982.